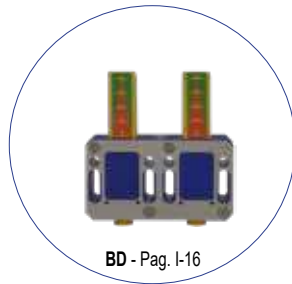
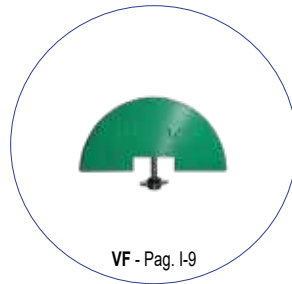


BL - Pag. I-7



BD - Pag. I-16




VF - Pag. I-9




FR - Pag. I-10



FC - Pag. I-11



FN - Pag. I-12



FP - Pag. I-13



FU - Pag. I-13



FPX - Pag. I-14



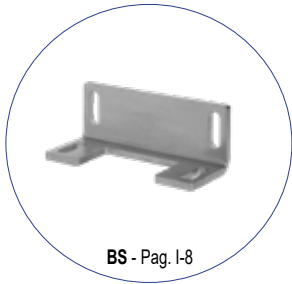
FUX - Pag. I-14



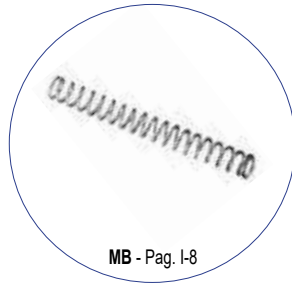
FG - Pag. I-15




VG - Pag. I-16



BS - Pag. I-8



MB - Pag. I-8



TRAVEL END SWITC
Pag. I-28

APPLICATION EXAMPLES / ESEMPI DI APPLICAZIONE



1



2



3



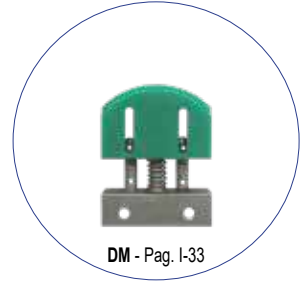



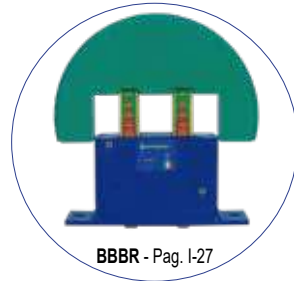





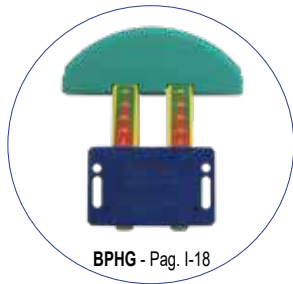
4



5

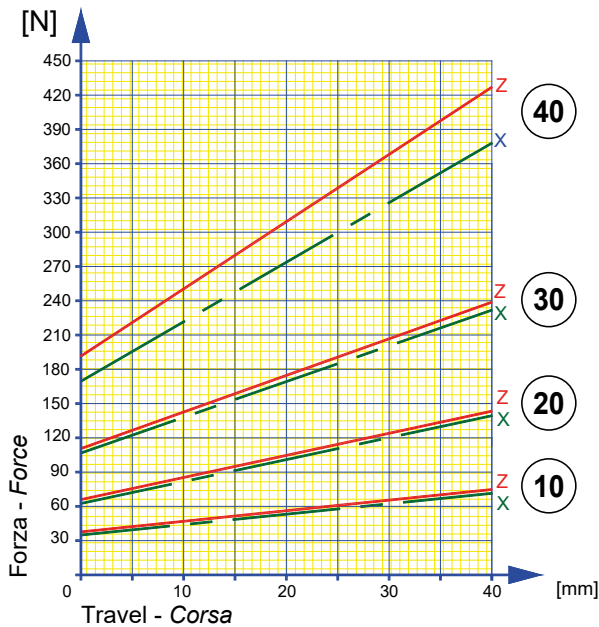


6



TECHNOLOGY: LOAD CHART / TECNOLOGIA: DIAGRAMMA DI CARICO

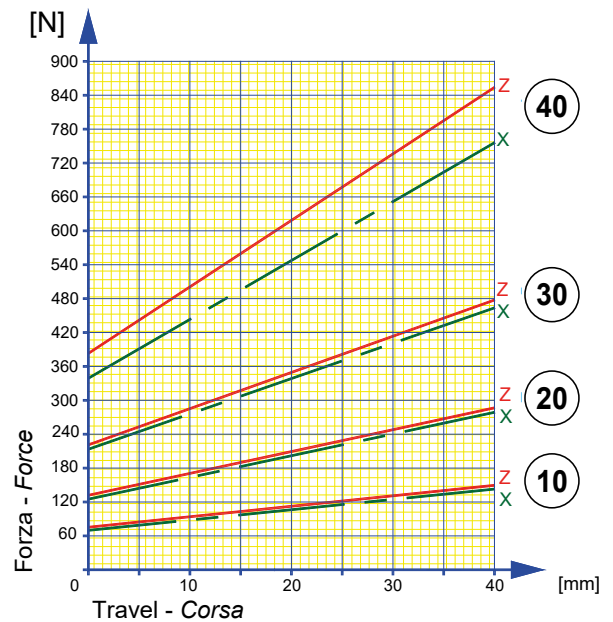
Elements with **one spring** / *Elementi con una molla:*



Size Taglia	Z Zinc plated spring Molla zincata	X Stainless steel spring Molla inox
10	36 - 79 N	35 - 77 N
20	64 - 142 N	63 - 139 N
30	108 - 239 N	105 - 233 N
40	194 - 430 N	171 - 380 N



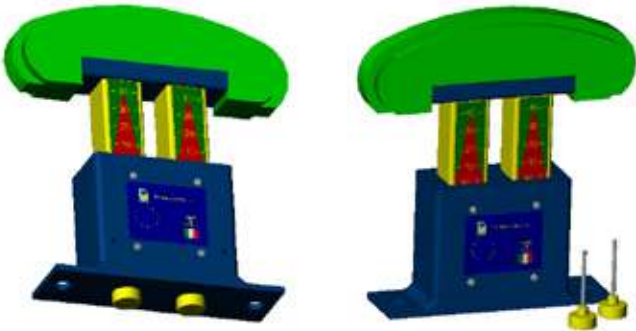
Elements with **two springs** / *Elementi con due molle:*




Size Taglia	Z Zinc plated spring Molla zincata	X Stainless steel spring Molla inox
10	72 - 158 N	70 - 154 N
20	128 - 284 N	126 - 278 N
30	216 - 478 N	210 - 466 N
40	388 - 860 N	342 - 760 N



ASSEMBLY INSTRUCTIONS FOR ELEMENTS WITH BOX-STRUCTURE
ISTRUZIONI DI MONTAGGIO PER ELEMENTI CON CORPO SCATOLARE




Phase / Fase 1

 Extract the yellow preloading pins from the bottom of the body.

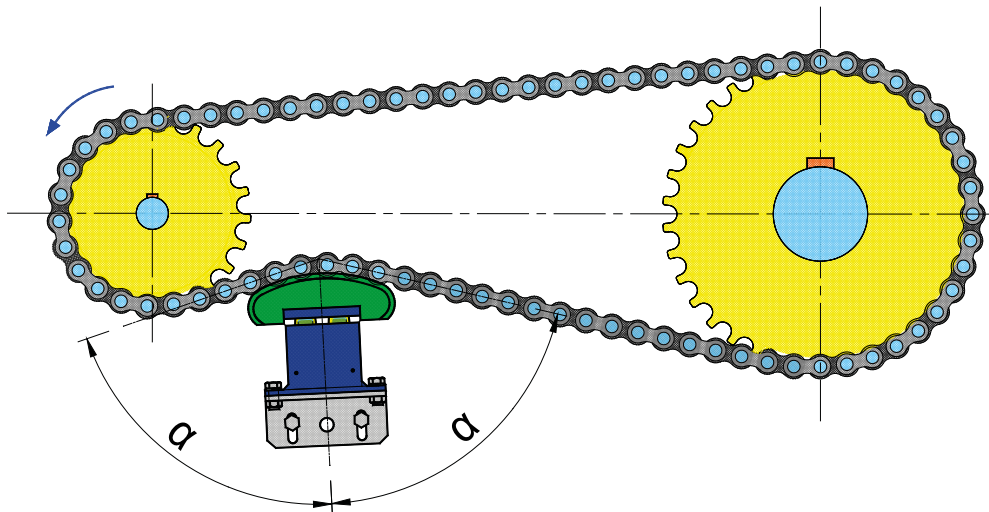
 Estrarre i pioli di precarica di colore giallo dal fondo del corpo.




Phase / Fase 2


 Compress the tensioner and insert preloading pins into the holes on the body.

 Comprimere il tenditore ed inserire i pioli di precarica nei fori presenti sul corpo.




Phase / Fase 3


 Place the tensioner into the transmission on the slow section and near the driving sprocket. Remove preloading pins. During the assembly operation, moreover, pay attention to the positioning angles: the angle between the axis of the "incoming" chain to the tensioner and the axis of tensioner must be equal to the angle between the axis of the "outgoing" chain to the tensioner and the axis of tensioner.

 Posizionare il tenditore nella trasmissione sul ramo lento e vicino al pignone motore. Rimuovere i pioli di precarica. Durante l'operazione di montaggio, inoltre, bisogna prestare attenzione agli angoli di posizionamento: l'angolo tra l'asse della catena in "entrata" al tenditore e l'asse del tenditore deve essere uguale all'angolo tra l'asse della catena in "uscita" dal tenditore e l'asse del tenditore.



 During the maintenances, check the remaining travel of the tensioner through the graduated scale present on the columns of the tensioner:

- 20 - 40: Prevalence **GREEN** color is ideal
- 10 - 20: Prevalence **RED** color is acceptable
- 10 - 0: **RED** need to reset working conditions

 Durante le manutenzioni verificare la corsa rimanente del tenditore mediante la scala graduata presente sulle colonne del tenditore:

- 20 - 40: Prevalenza colore **VERDE** ideale
- 10 - 20: Prevalenza colore **ROSSO** accettabile
- 10 - 0: **ROSSO** necessità di ripristino condizioni di lavoro

ASSEMBLY INSTRUCTIONS

In order to make BLU working in the best way on the chain or belt transmission, it is necessary that it is placed correctly on the system. The tensioner must be mounted on the slow section (not tensioned part) of the transmission and the nearest possible to the driving (sprockets or pulleys).

Assembly steps to be followed in phase of BLU installation:

- 1) Take out the preloading pin P from the bottom of the body (Fig.1);
- 2) Press on the column, so that, when compressing, the spring can enter completely inside the body;
- 3) With the column completely inside the body, fit the preloading pin P in the hole F_p on the body (Fig.2);
- 4) Place BLU tensioner preloaded, on the system and through the slot available on the body, push it towards the part to be tensioned. Tighten the screws and if necessary place two pins in the designated holes on the body. In this phase pay attention to the angle (Phase 3 - Pag. I-4);
- 5) Take the preloading pin P out from the hole F_p and place it in its initial location. Tensioner will automatically put the chain or belt under tension.

ISTRUZIONI DI MONTAGGIO

Affinché BLU possa operare ottimamente sulla trasmissione a catena o a cinghia è necessario che esso sia posizionato sull'impianto correttamente. Il tenditore va montato sul tratto lento (non in tensione) della trasmissione ed il più vicino possibile all'organo motore (pignoni o pulegge).

Azioni di montaggio da eseguire in fase di messa in opera di BLU:

- 1) Estrarre dal fondo del corpo il piolo precarica P (Fig.1);
- 2) Fare forza sulla colonna in maniera tale che comprimendo la molla essa possa entrare completamente all'interno del corpo;
- 3) Con la colonna interamente all'interno del corpo posizionare il piolo di precarica P nel foro F_p visibile sul corpo (Fig.2);
- 4) Posizionare il tenditore BLU, così precaricato, sull'impianto e mediante le asole presenti sul corpo spingerlo contro l'organo da mettere in tensione. Stringere le viti e se ritenuto necessario posizionare due spine negli appositi fori presenti sul corpo. In questa fase si dovrà fare attenzione all'angolo di posizionamento α (Fase 3 - Pag.I-4);
- 5) Estrarre il piolo precarica P dal foro F_p e riposizionarlo nella sua sede iniziale. Il tenditore automaticamente porterà in tensione la catena o la cinghia.



Fig.1

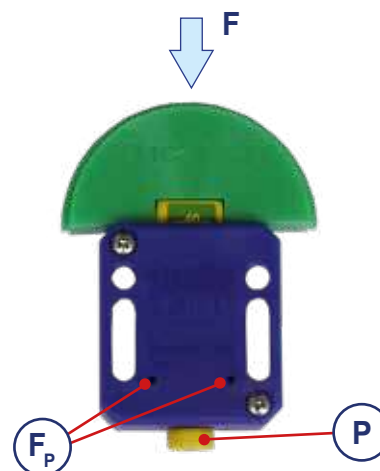
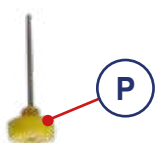


Fig.2


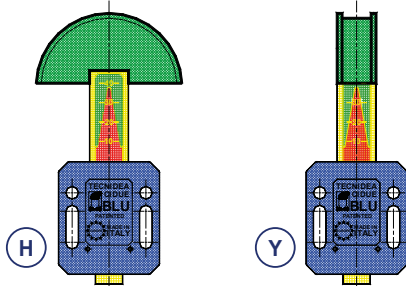
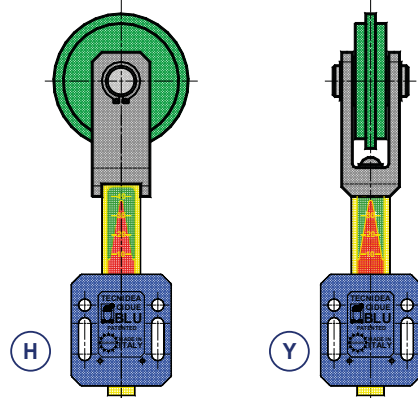


Fig.3

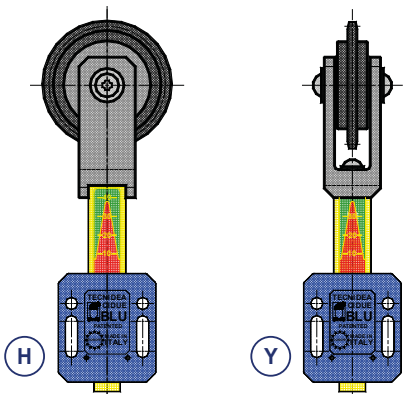
Assembly solutions - KIT Positioning / *Soluzioni di montaggio - Orientamento KIT*



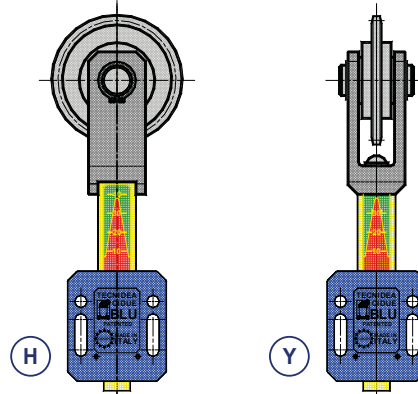
Tipe / Tipo BL + VF



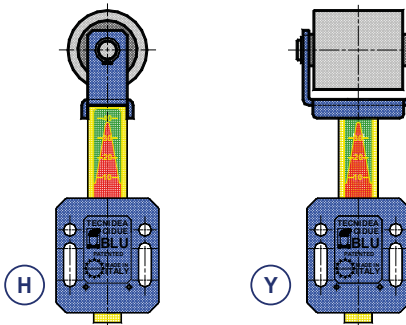
Tipe / Tipo BL + RF



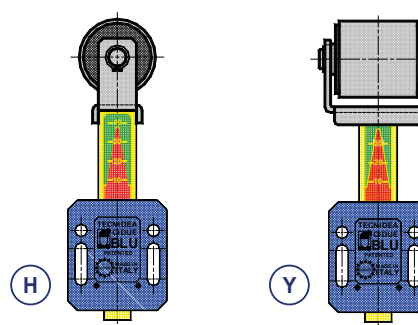
Tipe / Tipo BL + FC



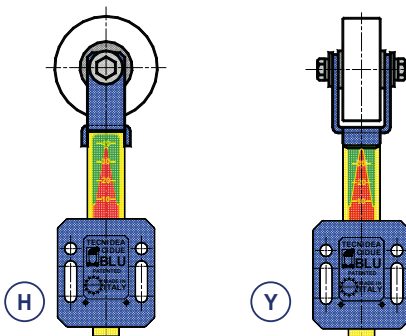
Tipe / Tipo BL + FN




Tipe / Tipo BL + FP / BL + FU



Tipe / Tipo BL + FPX / BL + FUX



Tipe / Tipo BL + FG

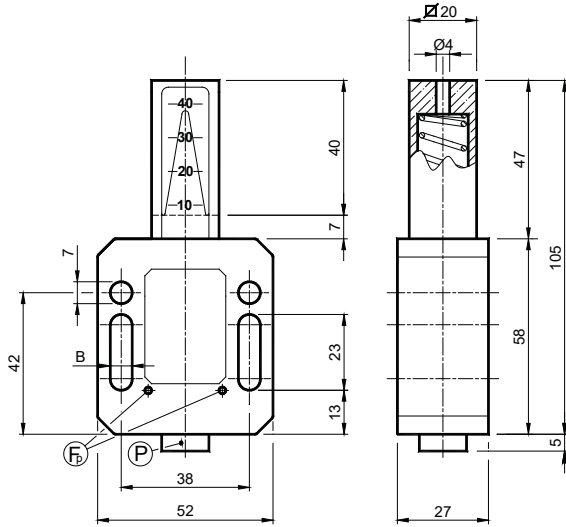
 Please specify the direction (H or Y), otherwise it will be supplied with H execution.

 Specificare l'orientamento (H o Y), in mancanza sarà fornito con esecuzione H.


Type - *Tipo*: **BL-Z** and **BL-X**


USE Elastic elements
Elementi elastici


BL-Z with zinc plated steel spring - BL-X with stainless steel spring
BL-Z con molla in acciaio zincato - BL-X con molla in acciaio inox



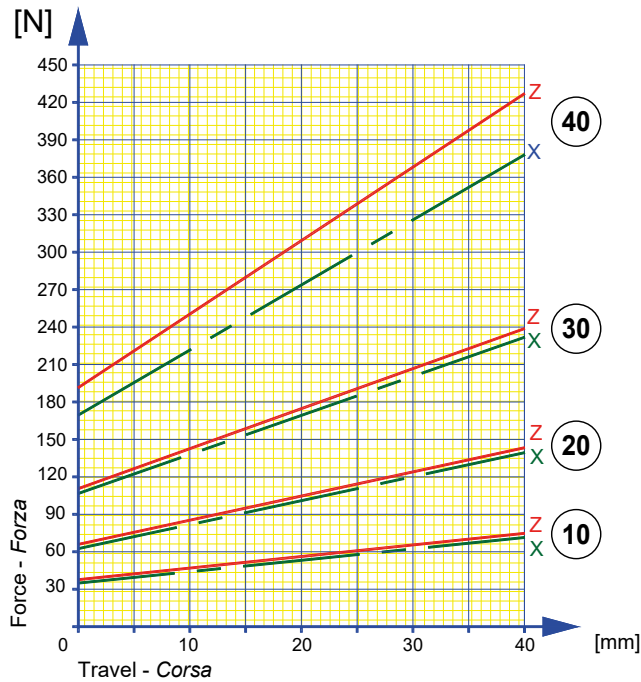
F_p: Preloading hole / *Foro precarica*
P: Preloading pin / *Piolo per precarica*




 **MATERIALS** Plastic. Steel.
TREATMENTS Spring inside can be in zinc plated or stainless steel.
USE Temperature ≤ +80°C. The travel is 40 mm.

 **MATERIALI** Plastica. Acciaio.
TRATTAMENTI Molla in acciaio zincato oppure in acciaio inox.
IMPIEGO Temperatura ≤ +80°C. La corsa è di 40 mm.


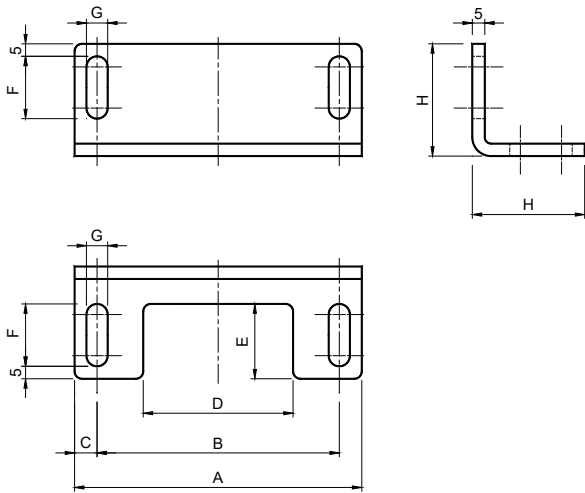
Load diagram / *Diagramma di carico*



Z Zinc plated steel spring <i>Molla in acciaio zincato</i>				X  Stainless steel spring <i>Molla in acciaio inox</i>		
Type <i>Tipo</i>	Cod. N°	B	Newton	Type <i>Tipo</i>	Cod. N°	Newton
BL 10-6 Z	BL010010	6,5	36 ÷ 79	BL 10-6 X	BL010110	35 ÷ 77
BL 10-8 Z	BL010013	8,5	36 ÷ 79	BL 10-8 X	BL010113	35 ÷ 77
BL 20-6 Z	BL010020	6,5	64 ÷ 142	BL 20-6 X	BL010120	63 ÷ 139
BL 20-8 Z	BL010023	8,5	64 ÷ 142	BL 20-8 X	BL010123	63 ÷ 139
BL 30-6 Z	BL010030	6,5	108 ÷ 239	BL 30-6 X	BL010130	105 ÷ 233
BL 30-8 Z	BL010033	8,5	108 ÷ 239	BL 30-8 X	BL010133	105 ÷ 233
BL 40-6 Z	BL010040	6,5	194 ÷ 430	BL 40-6 X	BL010140	171 ÷ 380
BL 40-8 Z	BL010043	8,5	194 ÷ 430	BL 40-8 X	BL010143	171 ÷ 380

Type - Tipo: **BS**

USE Clamp
Staffa

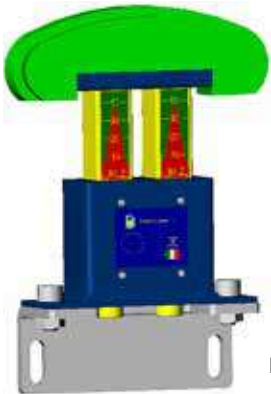


UK MATERIALS Zinc plated steel.
USE Fixing clamp for installation of the elastic elements BC and BB.

IT MATERIALI Acciaio zincato.
IMPIEGO Staffa di montaggio per elementi elastici BC e BB.

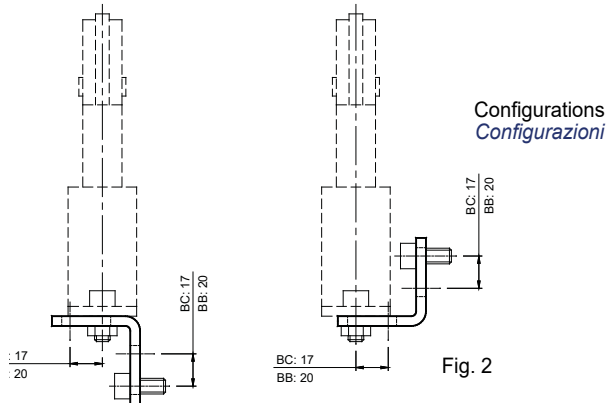
Type Tipo	Cod. N°	A	B	C	D	E	F	G	H	Weight Peso (kg)
BS 1	BL011095	115	97	9,0	60	30	25	8,5	45	0,33
BS 2	BL011096	180	155	12,5	90	35	30	11,0	50	0,58

INSTALLATION EXAMPLES / **ESEMPI DI MONTAGGIO**



Type BLU BC assembled with BS 1 clamp
Tipo BLU BC montato con staffa BS 1

Fig. 1

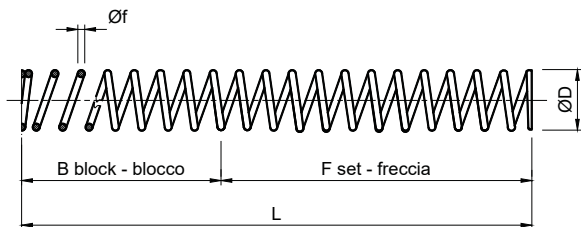


Configurations
Configurazioni

Fig. 2

Type - Tipo: **MB**

USE Springs
Molle

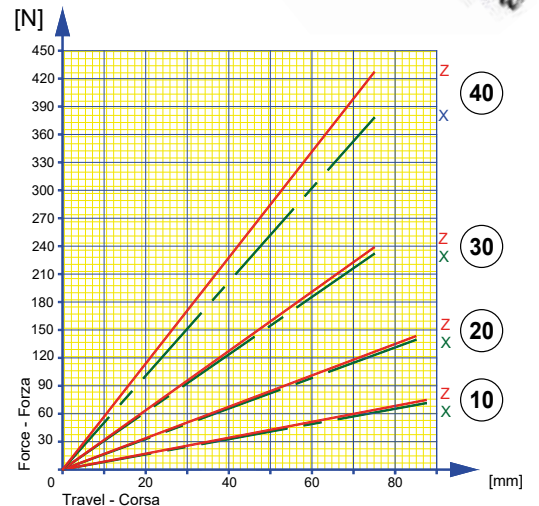


UK Type MB Z: Zinc plated steel **Z** (✖)
Type MB X: Stainless steel **X** (✖)

IT Tipo MB Z: Acciaio zincato **Z** (✖)
Type MB X: Acciaio inox **X** (✖)

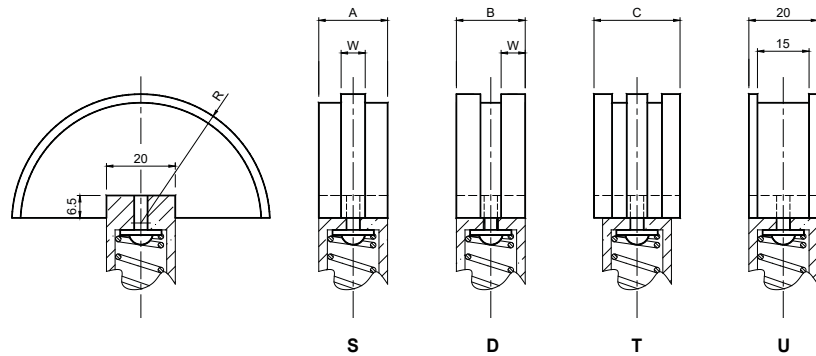


Type Tipo	Cod. N°	Øf	L	ØD	B	F	Newton	Weight Peso (kg)
✖ MB 10 Z	BL001034	1,4	118	14,0	29,4	88,6	0 - 79	0,01
✖ MB 20 Z	BL001036	1,6	118	14,0	33,6	84,4	0 - 142	0,01
✖ MB 30 Z	BL001038	1,8	118	14,5	37,8	80,2	0 - 239	0,02
✖ MB 40 Z	BL001040	2,1	118	14,8	44,1	73,9	0 - 430	0,02
✖ MB 10 X	BL001054	1,4	118	14,0	29,4	88,6	0 - 77	0,01
✖ MB 20 X	BL001056	1,6	118	14,0	33,6	84,4	0 - 139	0,01
✖ MB 30 X	BL001058	1,8	118	14,5	37,8	80,2	0 - 233	0,02
✖ MB 40 X	BL001060	2,1	118	14,8	44,1	73,9	0 - 380	0,02



Type - Tipo: **VF**

USE Polyethylene sliding block
Pattino in polietilene



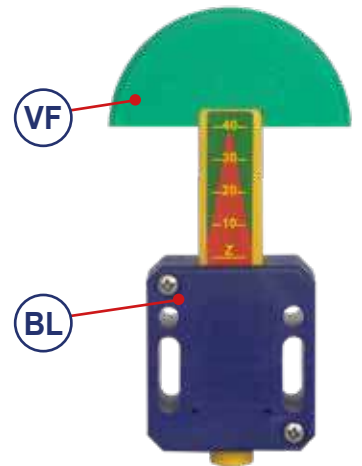
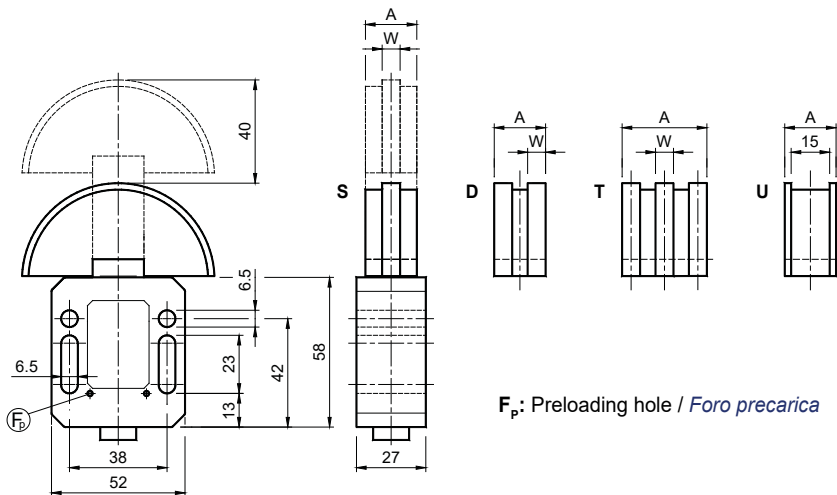
UK MATERIALS High molecular density polyethylene.
USE Small center distances or mountings near the sprocket.
Speed ≤20 m/min. Temperature ≤70°C.

IT MATERIALI Polietilene ad alta densità molecolare.
IMPIEGO Piccoli interassi o montaggi vicino al pignone.
Velocità ≤20 m/min. Temperatura ≤70°C.

Type Tipo	S Cod. N°	D Cod. N°	T Cod. N°	U Cod. N°	Chain Catena	R	A	B	C	W	Weight - Peso (kg)			
											S	D	T	U
VF 0	BL010174	BL010190	-	BL010170	05-B1 8 mm	37,5	20	20	-	2,5	0,03	0,03	-	0,03
VF 1	BL010176	BL010192	BL010212	BL010170	06-B1 3/8" x 7/32"	37,5	20	20	-	5,0	0,03	0,03	0,04	0,03
VF 2	BL010178	BL010194	-	-	08-B1 1/2" x 5/16"	37,5	20	20	-	7,0	0,03	0,04	-	-
VF 3	BL010180	BL010196	-	-	10-B1 5/8" x 3/8"	40,0	20	25	-	9,0	0,04	0,08	-	-
VF 4	BL010182	-	-	-	12-B1 3/4" x 7/16"	40,0	20	-	-	11,0	0,05	-	-	-

Type - Tipo: **BL6ZVF - BL6XVF**






USE Automatic chain tensioner
Tendicatena automatico



BL6ZVF - Zinc plated springs / Molle zincate *

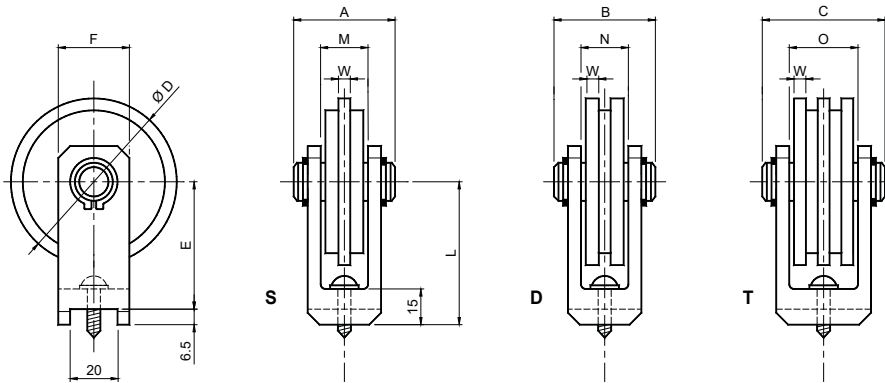


BL6XVF - Stainless steel springs / Molle inox *

Chain Catena DIN 8187 ISO Pitch	BL6Z+VF	BL6Z	← VF →	BL6X	BL6X+VF	Weight Peso (kg)
						
05-B1 8mm	BL106ZVF0U	BL10-6Z BL010010	VF U BL010170 20 -	BL10-6X BL010110	BL106XVF0U 0,13	
05-B1 8mm	BL106ZVF0S	BL10-6Z BL010010	VF0 S BL010174 20 2,5	BL10-6X BL010110	BL106XVF0S 0,13	
06-B1 3/8"x7/32"	BL106ZVF1U	BL10-6Z BL010010	VF U BL010170 20 -	BL10-6X BL010110	BL106XVF1U 0,13	
06-B1 3/8"x7/32"	BL206ZVF1U	BL20-6Z BL010020	VF U BL010170 20 -	BL10-6X BL010110	BL206XVF1U 0,13	
06-B1 3/8"x7/32"	BL106ZVF1S	BL10-6Z BL010010	VF1 S BL010176 20 5,0	BL10-6X BL010110	BL106XVF1S 0,13	
06-B1 3/8"x7/32"	BL206ZVF1S	BL20-6Z BL010020	VF1 S BL010176 20 5,0	BL20-6X BL010120	BL206XVF1S 0,13	
08-B1 1/2"x5/16"	BL206ZVF2S	BL20-6Z BL010020	VF2 S BL010178 20 7,0	BL20-6X BL010120	BL206XVF2S 0,13	
08-B1 1/2"x5/16"	BL306ZVF2S	BL30-6Z BL010030	VF2 S BL010178 20 7,0	BL30-6X BL010130	BL306XVF2S 0,13	
10-B1 5/8"x3/8"	BL206ZVF3S	BL20-6Z BL010020	VF3 S BL010180 20 9,0	BL20-6X BL010120	BL206XVF3S 0,14	
10-B1 5/8"x3/8"	BL306ZVF3S	BL30-6Z BL010030	VF3 S BL010180 20 9,0	BL30-6X BL010130	BL306XVF3S 0,14	
12-B1 3/4"x7/16"	BL306ZVF4S	BL30-6Z BL010030	VF4 S BL010182 20 11,0	BL30-6X BL010130	BL306XVF4S 0,15	
12-B1 3/4"x7/16"	BL406ZVF4S	BL40-6Z BL010040	VF4 S BL010182 20 11,0	BL40-6X BL010140	BL406XVF4S 0,15	
05-B2 8mm	BL106ZVF0D	BL10-6Z BL010010	VF0 D BL010190 20 2,5	BL10-6X BL010110	BL106XVF0D 0,13	
06-B2 3/8"x7/32"	BL106ZVF1D	BL10-6Z BL010010	VF1 D BL010192 20 5,0	BL10-6X BL010110	BL106XVF1D 0,13	
06-B2 3/8"x7/32"	BL206ZVF1D	BL20-6Z BL010020	VF1 D BL010192 20 5,0	BL20-6X BL010120	BL206XVF1D 0,13	
08-B2 1/2"x5/16"	BL206ZVF2D	BL20-6Z BL010020	VF2 D BL010194 20 7,0	BL20-6X BL010120	BL206XVF2D 0,14	
08-B2 1/2"x5/16"	BL306ZVF2D	BL30-6Z BL010030	VF2 D BL010194 20 7,0	BL30-6X BL010130	BL306XVF2D 0,14	
10-B2 5/8"x3/8"	BL306ZVF3D	BL30-6Z BL010030	VF3 D BL010196 25 9,0	BL30-6X BL010130	BL306XVF3D 0,18	
10-B2 5/8"x3/8"	BL406ZVF3D	BL40-6Z BL010040	VF3 D BL010196 25 9,0	BL40-6X BL010140	BL406XVF3D 0,18	

Type - *Tipo*: FR

USE Polyethylene wheelset
Rotella in polietilene



MATERIALS Fork is made of aluminium. High molecular density polyethylene. Pin is made of steel.

TREATMENTS Fork made of sandblasted aluminium. Pin made of zinc plated steel.

USE Idle wheel on a pin. Speed ≤30 m/min. Temperature ≤70°C.

MATERIALI Forcella in alluminio. Polietilene ad alta densità molecolare. Perno in acciaio.

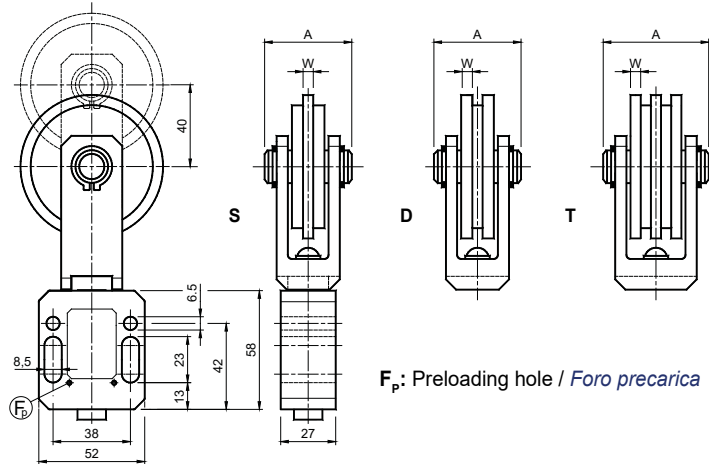
TRATTAMENTI Forcella sabbiata. Perno zincato.

IMPIEGO Rotella folle sul perno. Velocità ≤30 m/min. Temperatura ≤70°C.

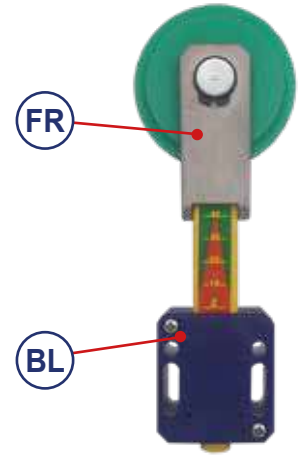
Type <i>Tipo</i>	S Cod. N°	D Cod. N°	T Cod. N°	Chain <i>Catena</i>	A	B	C	ØD	E	F	M	N	O	L	W	Weight <i>Peso</i> (kg)		
																S	D	T
FR 0	BL010230	BL010240	-	05-B 8 mm	40	40	-	70	53,5	30	19	19	-	60	2,5	0,19	0,20	-
FR 1	BL010232	BL010242	BL010248	06-B 3/8" x 7/32"	40	40	60	70	53,5	30	19	19	37	60	5,0	0,19	0,20	0,24
FR 2	BL010234	BL010244	-	08-B 1/2" x 5/16"	40	60	-	70	53,5	30	19	37	-	60	7,0	0,20	0,29	-
FR 3	BL010236	-	-	10-B 5/8" x 3/8"	45	-	-	90	63,5	30	19	-	-	70	9,0	0,27	-	-
FR 4	BL010238	-	-	12-B 3/4" x 7/16"	45	-	-	90	63,5	30	19	-	-	70	11,0	0,28	-	-

Type - *Tipo*: BL8ZFR - BL8XFR

USE Automatic chain tensioner
Tendicatena automatico



F_p: Preloading hole / *Foro precarica*



BL8ZFR - Zinc plated springs / *Molle zincate* *

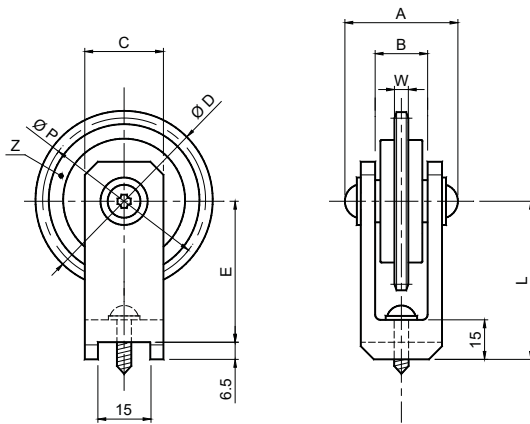


BL8XFR - Stainless steel springs / *Molle inox* *

Chain <i>Catena</i> DIN 8187 ISO Pitch	BLZ+FR	BLZ	← FR →	BLX	BLX+FR	Weight <i>Peso</i> (kg)				
			A W							
05-B1 8mm	BL108ZFR0S	BL10-8Z	BL010013	FR0 S	BL010174	40 2,5	BL10-8X	BL010113	BL108XFR0S	0,29
06-B1 3/8"x7/32"	BL108ZFR1S	BL10-8Z	BL010013	FR1 S	BL010176	40 5,0	BL10-8X	BL010113	BL108XFR1S	0,29
06-B1 3/8"x7/32"	BL208ZFR1S	BL20-8Z	BL010023	FR1 S	BL010176	40 5,0	BL20-8X	BL010123	BL208XFR1S	0,29
08-B1 1/2"x5/16"	BL208ZFR2S	BL20-8Z	BL010023	FR2 S	BL010178	40 7,0	BL20-8X	BL010123	BL208XFR2S	0,30
08-B1 1/2"x5/16"	BL308ZFR2S	BL30-8Z	BL010033	FR2 S	BL010178	40 7,0	BL30-8X	BL010133	BL308XFR2S	0,30
10-B1 5/8"x3/8"	BL208ZFR3S	BL20-8Z	BL010023	FR3 S	BL010180	45 9,0	BL20-8X	BL010123	BL208XFR3S	0,37
10-B1 5/8"x3/8"	BL308ZFR3S	BL30-8Z	BL010033	FR3 S	BL010180	45 9,0	BL30-8X	BL010133	BL308XFR3S	0,37
12-B1 3/4"x7/16"	BL308ZFR4S	BL30-8Z	BL010033	FR4 S	BL010182	45 11,0	BL30-8X	BL010133	BL308XFR4S	0,38
12-B1 3/4"x7/16"	BL408ZFR4S	BL40-8Z	BL010043	FR4 S	BL010182	45 11,0	BL40-8X	BL010143	BL408XFR4S	0,38
05-B2 8mm	BL108ZFR0D	BL10-8Z	BL010013	FR0 D	BL010190	40 2,5	BL10-8X	BL010113	BL108XFR0D	0,30
06-B2 3/8"x7/32"	BL108ZFR1D	BL10-8Z	BL010013	FR1 D	BL010192	40 5,0	BL10-8X	BL010113	BL108XFR1D	0,30
06-B2 3/8"x7/32"	BL208ZFR1D	BL20-8Z	BL010023	FR1 D	BL010192	40 5,0	BL20-8X	BL010123	BL208XFR1D	0,30
08-B2 1/2"x5/16"	BL208ZFR2D	BL20-8Z	BL010023	FR2 D	BL010194	60 7,0	BL20-8X	BL010123	BL208XFR2D	0,39
08-B2 1/2"x5/16"	BL308ZFR2D	BL30-8Z	BL010033	FR2 D	BL010194	60 7,0	BL30-8X	BL010133	BL308XFR2D	0,39
06-B3 3/8"x7/32"	BL308ZFR1T	BL30-8Z	BL010033	FR1 T	BL010196	60 5,0	BL20-8X	BL010133	BL308XFR1T	0,34

Type - *Tipo*: FC

USE Plastic idler sprocket with national bearing
Pignone tendicatena in plastica con cuscinetto nazionale



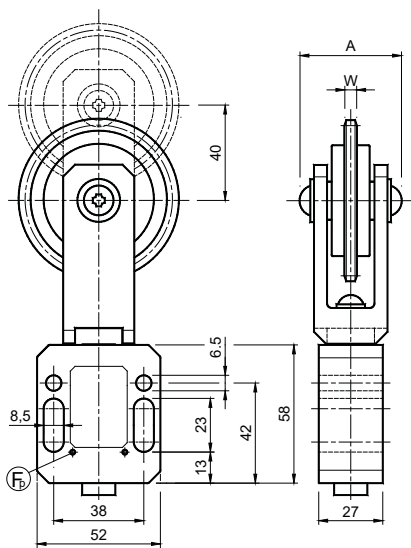
MATERIALS Fork is made of aluminium. Crown and pin is made in plastic, steel bearings.
TREATMENTS Fork sandblasted. Stainless steel bolts.
USE Speed ≤60 m/min. Temperature ≤70°C.

MATERIALI Forcella in alluminio. Corona e perno in plastica, cuscinetto in acciaio.
TRATTAMENTI Forcella sabbiata. Bulloneria acciaio INOX.
IMPIEGO Velocità ≤60 m/min. Temperatura ≤70°C.

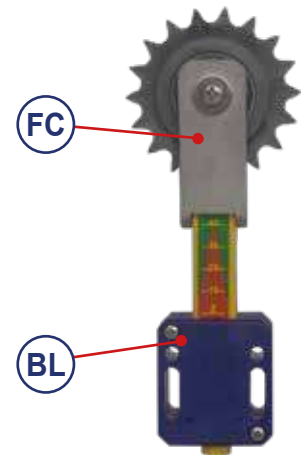
Type <i>Tipo</i>	Cod. N°	Chain <i>Catena</i>	Z	A	B	C	ØD	E	L	ØP	W	Weight <i>Peso (kg)</i>
FC 1	BL010250	06-B1 3/8" x 7/32"	21	42	19	30	68,0	53,5	60	63,90	5,3	0,10
FC 2	BL010252	08-B1 1/2" x 5/16"	18	42	19	30	77,8	53,5	60	73,14	7,2	0,18
FC 3	BL010254	10-B1 3/4" x 7/16"	17	47	19	30	93,0	63,5	70	86,39	9,1	0,30

Type - *Tipo*: BL8ZFC - BL8XFC

USE Automatic chain tensioner
Tendicatena automatico








F_p: Preloading hole / *Foro precarica*



BL8ZFC - Zinc plated springs / *Molle zincate **

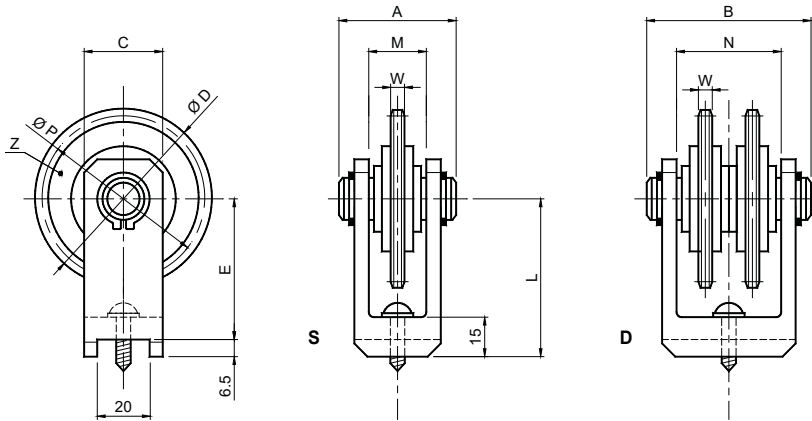


BL8XFC - Stainless steel springs / *Molle inox **

Chain <i>Catena</i> DIN 8187 ISO Pitch	BLZ+FC	BLZ	← FC →	BLX	BLX+FC	Weight <i>Peso (kg)</i>
			 A W			
06-B1 3/8"x7/32"	BL108ZFC1S	BL10-8Z BL010013	FC1 S BL010176 42 5,3	BL10-8X BL010113	BL108XFC1S	0,20
06-B1 3/8"x7/32"	BL208ZFC1S	BL20-8Z BL010023	FC1 S BL010176 42 5,3	BL20-8X BL010123	BL208XFC1S	0,20
08-B1 1/2"x5/16"	BL208ZFC2S	BL20-8Z BL010023	FC2 S BL010178 42 7,2	BL20-8X BL010123	BL208XFC2S	0,28
08-B1 1/2"x5/16"	BL308ZFC2S	BL30-8Z BL010033	FC2 S BL010178 42 7,2	BL30-8X BL010133	BL308XFC2S	0,28
10-B1 5/8"x3/8"	BL208ZFC3S	BL20-8Z BL010023	FC3 S BL010180 47 9,1	BL20-8X BL010123	BL208XFC3S	0,30
10-B1 5/8"x3/8"	BL308ZFC3S	BL30-8Z BL010033	FC3 S BL010180 47 9,1	BL30-8X BL010133	BL308XFC3S	0,30

Type - *Tipo*: FN

USE Idler sprocket with bearing
Pignone tendicatena in acciaio zincato con cuscinetto



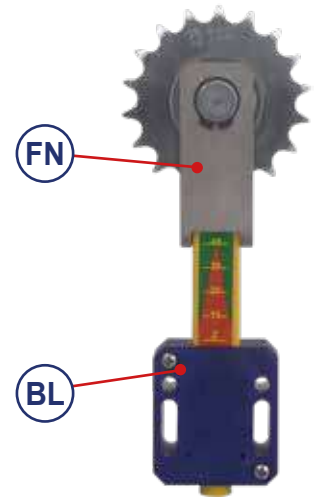
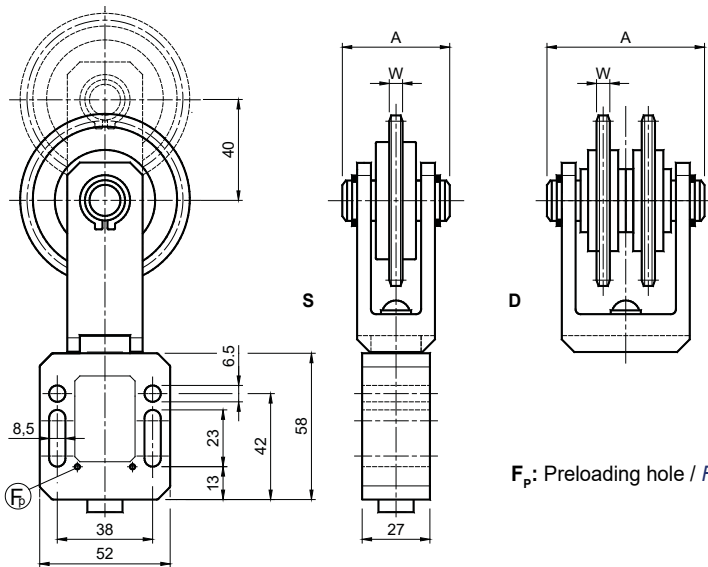
MATERIALS Fork is made of aluminium. Crown, bearings and pin is made of steel.
TREATMENTS Fork made of sandblasted. Crown and pin are made of zinc plated steel.
USE Speed ≤60 m/min. Temperature ≤80°C.

MATERIALI Forcella in alluminio. Corona, cuscinetto e perno in acciaio.
TRATTAMENTI Forcella sabbiata. Corona e perno zincati.
IMPIEGO Velocità ≤60 m/min. Temperatura ≤80°C.

Type <i>Tipo</i>	S Cod. N°	D Cod. N°	Chain <i>Catena</i>	Z	A	B	C	ØD	E	M	N	L	ØP	W	Weight <i>Peso</i> (kg)	
															S	D
FN 1	BL010260	BL010266	06-B1 3/8"x7/32"	21	39	60	30	68,0	53,5	19	37	60	63,90	5,3	0,29	0,52
FN 2	BL010262	-	08-B1 1/2"x5/16"	18	39	-	30	77,8	53,5	19	-	60	73,14	7,2	0,36	-
FN 3	BL010264	-	10-B1 5/8"x3/8"	17	44	-	30	93,0	63,5	19	-	70	86,39	9,1	0,51	-

Type - *Tipo*: BL8ZFN - BL8XFN

USE Automatic chain tensioner
Tendicatena automatico



F_p: Preloading hole / Foro precarica

BL8ZFN - Zinc plated springs / Molle zincate *



BL8XFN - Stainless steel springs / Molle inox *

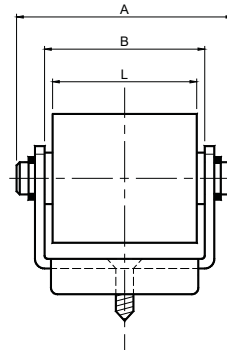
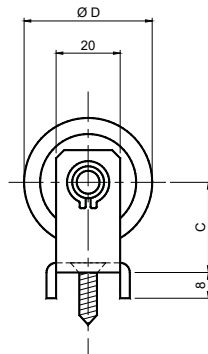
Chain <i>Catena</i> DIN 8187 ISO Pitch	BLZ+FN		BLZ		FN		BLX		BLX+FN		Weight <i>Peso</i> (kg)
06-B1 3/8"x7/32"	BL208ZFN1S	BL20-8Z	BL010023	FN1 S	BL010260	42	5,3	BL20-8X	BL010123	BL208XFN1S	0,39
06-B1 3/8"x7/32"	BL308ZFN1S	BL30-8Z	BL010033	FN1 S	BL010260	42	5,3	BL30-8X	BL010133	BL308XFN1S	0,39
08-B1 1/2"x5/16"	BL308ZFN2S	BL30-8Z	BL010033	FN2 S	BL010262	42	7,2	BL30-8X	BL010133	BL308XFN2S	0,46
10-B1 5/8"x3/8"	BL308ZFN3S	BL30-8Z	BL010033	FN3 S	BL010264	47	9,1	BL30-8X	BL010133	BL308XFN3S	0,61
06-B2 3/8"x7/32"	BL308ZFN1D	BL30-8Z	BL010033	FN1 D	BL010266	42	5,3	BL30-8X	BL010133	BL308XFN1S	0,62

Type - *Tipo*: FP and FU

USE FP: Polyamide roller - FU: Zinc plated steel roller
 FP:Rullo in poliammide - FU:Rullo in acciaio zincato



Mod. FP



Mod. FU

MATERIALS
 FP: Rollerset is made in polyamide, components are made of steel.
 FU: Steel.
TREATMENTS Zinc plated steel. Fork is painted.
USE Temperature ≤80°C.

MATERIALI
 FP: Rullo in poliammide, componenti in acciaio.
 FU: Acciaio.
TRATTAMENTI Zincatura. Forcella verniciata.
IMPIEGO Temperatura ≤80°C.

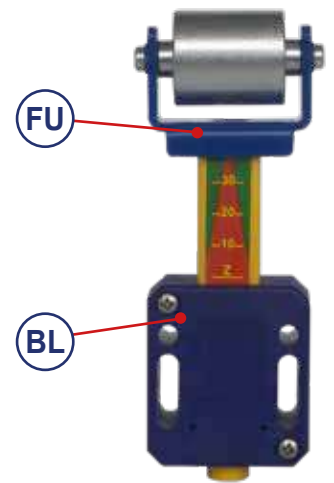
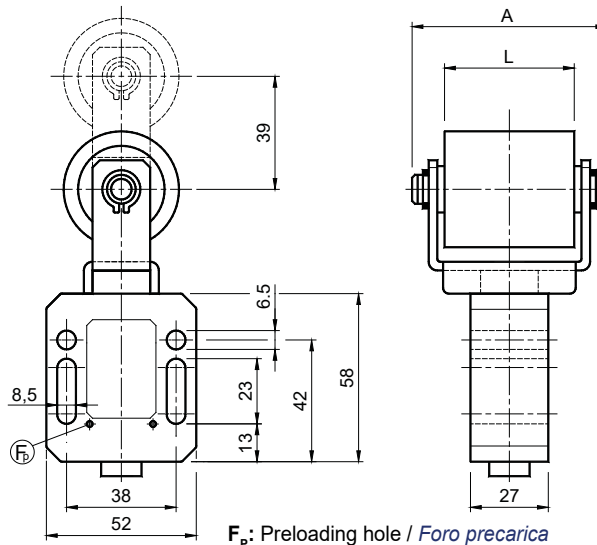
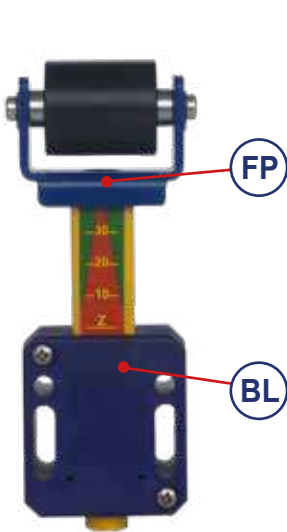
Polyamide roller
 Rullo in poliammide

Zinc plated steel roller
 Rullo in acciaio zincato

Type <i>Tipo</i>	Cod. N°	Weight <i>Peso</i> [kg]	A	B	C	ØD	L	Type <i>Tipo</i>	Cod. N°	Weight <i>Peso</i> (kg)
FP 1	BL010284	0,18	60	45	23	30	35	FU 1	BL010286	0,26
FP 2/3	BL010294	0,38	66	52	28	40	45	FU 2/3	BL010296	0,56

Type - *Tipo*: BL8ZFP - BL8XFP - BL8ZFU - BL8XFU

USE Automatic belt tensioner
 Tendicinghia automatico








F_p: Preloading hole / Foro precarica



BL8ZFP/FU - Zinc plated springs / Molle zincate*

BL8XFP/FU - Stainless steel springs / Molle inox*

Max belt width <i>Max larghezza della cinghia</i>	BLZ+FP BLZ+FU	BLZ	← FP FU →	BLX	BLX+FP BLX+FU	Weight <i>Peso</i> (kg)
			 A L			
30	BL108ZFP1	BL10-8Z BL010013	FP 1 BL010284 60 35	BL10-6X BL010113	BL108XFP1	0,36
30	BL208ZFP1	BL20-8Z BL010023	FP 1 BL010284 60 35	BL20-6X BL010123	BL208XFP1	0,36
40	BL208ZFP23	BL20-8Z BL010023	FP 2/3 BL010294 66 45	BL20-6X BL010123	BL208XFP23	0,66
40	BL308ZFP23	BL30-8Z BL010033	FP 2/3 BL010294 66 45	BL30-6X BL010133	BL308XFP23	0,66
30	BL108ZFU1	BL10-8Z BL010013	FU 1 BL010286 60 35	BL10-6X BL010113	BL108XFU1	0,36
30	BL208ZFU1	BL20-8Z BL010023	FU 1 BL010286 60 35	BL20-6X BL010123	BL208XFU1	0,36
40	BL208ZFU23	BL20-8Z BL010023	FU 2/3 BL010296 66 45	BL20-6X BL010123	BL208XFU23	0,66
40	BL308ZFU23	BL30-8Z BL010033	FU 2/3 BL010296 66 45	BL30-6X BL010133	BL308XFU23	0,66

Type - *Tipo*: FPX and FUX

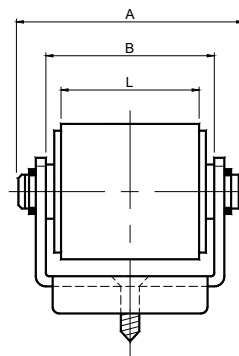
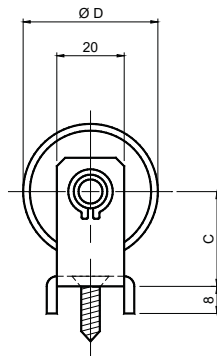


USE

FPX: Polyamide roller with shield - **FUX:** Stainless steel roller with shield
FPX:Rullo in poliammide con schermi - **FUX:** Rullo in acciaio inox con schermi



Mod. FPX



Mod. FUX

MATERIALS

FPX: Roller are made in polyamide, stainless steel components.
FUX: Stainless steel.
TREATMENTS Fork made of sandblasted
USE Temperature ≤80°C.

MATERIALI

FPX: Rullo poliammide, componenti acciaio inox.
FUX: Acciaio inox.
TRATTAMENTI Forcella sabbata.
IMPIEGO Temperatura ≤80°C.

Polyamide roller with shield
Rullo in poliammide con schermi

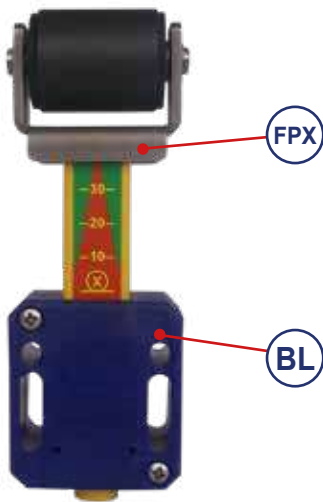
Stainless steel roller with shield
Rullo in acciaio inox con schermi

Type <i>Tipo</i>	Cod. N°	Weight <i>Peso</i> (kg)	A	B	C	ØD	L	Type <i>Tipo</i>	Cod. N°	Weight <i>Peso</i> (kg)
FPX 1	BL010280	0,20	54	42	23	30	35	FUX 1	BL010282	0,30
FPX 2/3	BL010290	0,30	72	58	28	40	45	FUX 2/3	BL010292	0,30
FPX 2/3	BL010290	0,30	72	58	28	40	45	FUX 2/3	BL010292	0,30

Type - *Tipo*: BL8ZFPX - BL8XFPX - BL8ZFUX - BL8XFUX

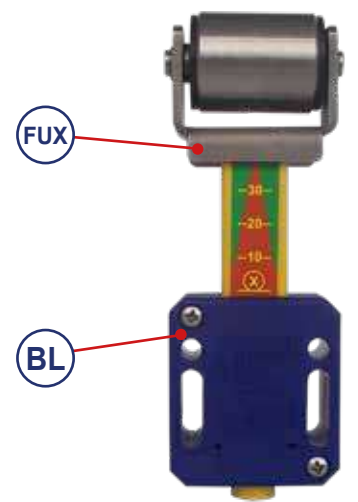
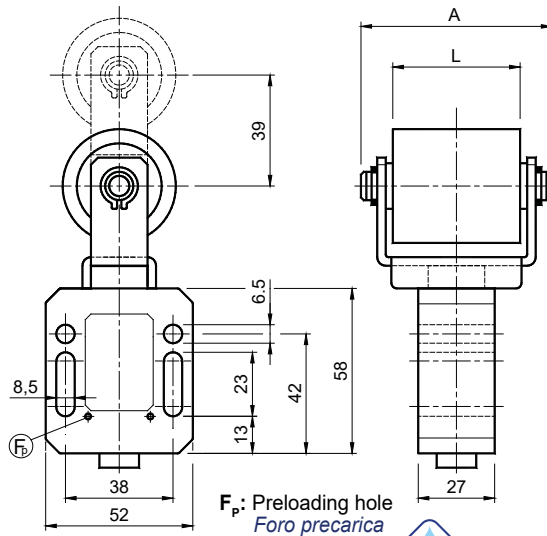
USE

Automatic belt tensioner
Tendicinghia automatico



FPX

BL



FUX

BL

BL8ZFPX/FUX Zinc plated springs / *Molle zincate* *

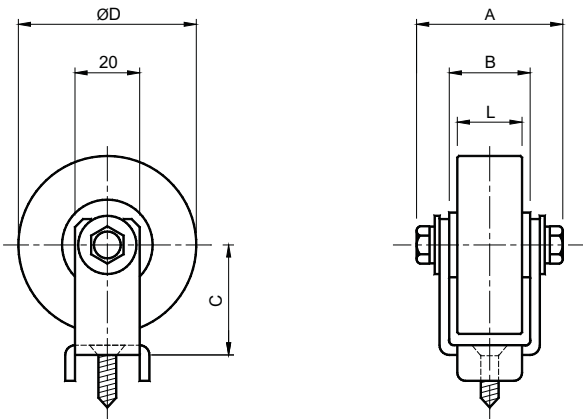


BL8XFPX/FUX Stainless steel springs / *Molle inox* *

Max belt width <i>Max larghezza della cinghia</i>	BLZ+FPX BLZ+FUX	BLZ	← FPX FUX →	BLX	BLX+FPX BLX+FUX	Weight <i>Peso</i> (kg)
30	BL108ZFPX1	BL10-8Z BL010013	FPX 1 BL010280 60 35	BL10-8X BL010113	BL108XFPX1	0,40
30	BL208ZFPX1	BL20-8Z BL010023	FPX 1 BL010280 60 35	BL20-8X BL010123	BL208XFPX1	0,40
40	BL208ZFPX23	BL20-8Z BL010023	FPX 2/3 BL010290 66 45	BL20-8X BL010123	BL208XFPX23	0,40
40	BL308ZFPX23	BL30-8Z BL010033	FPX 2/3 BL010290 66 45	BL30-8X BL010133	BL308XFPX23	0,40
30	BL108ZFUX1	BL10-8Z BL010013	FUX 1 BL010280 60 35	BL10-8X BL010113	BL108XFUX1	0,40
30	BL208ZFUX1	BL20-8Z BL010023	FUX 1 BL010280 60 35	BL20-8X BL010123	BL208XFUX1	0,40
40	BL208ZFUX23	BL20-8Z BL010023	FUX 2/3 BL010290 66 45	BL20-8X BL010123	BL208XFUX23	0,40
40	BL308ZFUX23	BL30-8Z BL010033	FUX 2/3 BL010290 66 45	BL30-8X BL010133	BL308XFUX23	0,40

Type - *Tipo*: **FG**

USE Roller for special applications
Rullo per applicazioni speciali



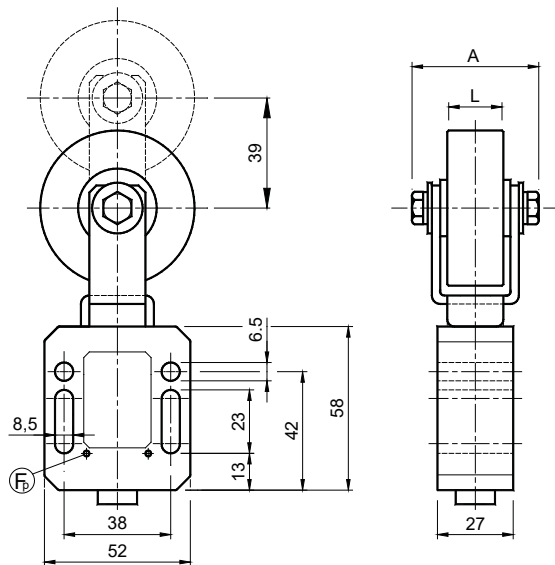
MATERIALS Roller is made in white polyamide, steel components.
TREATMENTS Zinc plated steel. Fork is painted.
USE Temperature ≤80°C.

MATERIALI Rullo in poliammide bianco, componenti acciaio.
TRATTAMENTI Zincatura. Forcella verniciata.
IMPIEGO Temperatura ≤80°C.

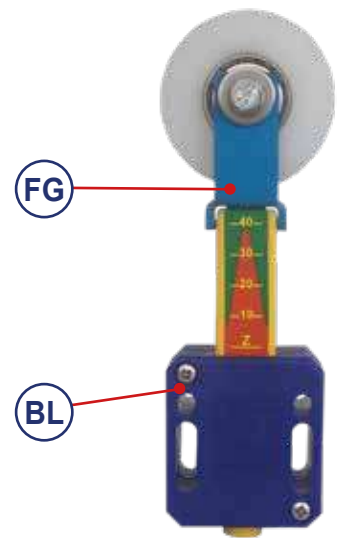
Type <i>Tipo</i>	Cod. N°	A	B	C	ØD	L	Weight Peso (kg)
FG A	BL010300	45	25	34	55	20	0,16
FG B	BL010302	55	35	34	55	30	0,21
FG C	BL010304	65	45	34	55	40	0,26

Type - *Tipo*: **BL8ZFG - BL8XFG**

USE Automatic belt tensioner
Tendinghia automatico








F_p: Preloading hole / *Foro precarica*



BL8ZFG - Zinc plated springs / Molle zincate *

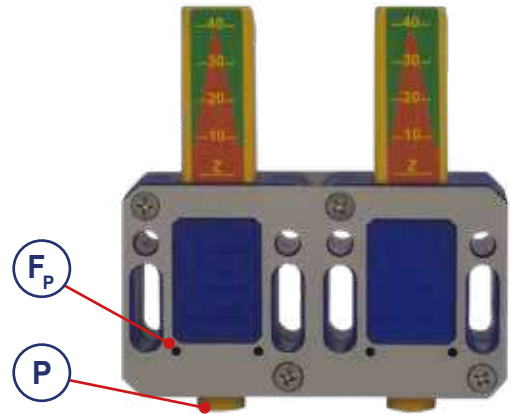
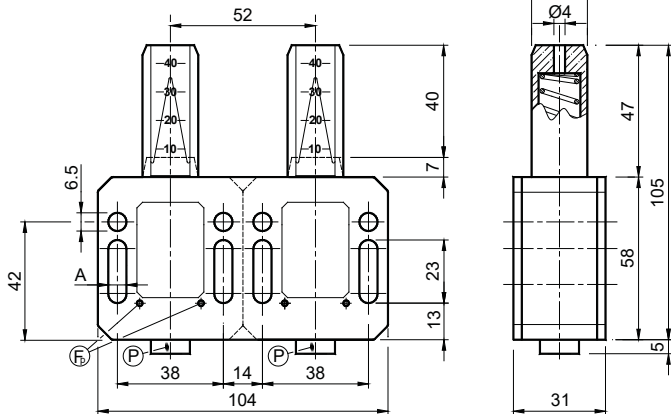


BL8XFG - Stainless steel springs / Molle inox *

Max belt width <i>Max larghezza della cinghia</i>	BLZ+FG	BLZ	← FG →	BLX	BLX+FG	Weight Peso (kg)
			 A L			
15	BL108ZFGA	BL10-8Z BL010013	FG-A BL010300 45 20	BL10-6X BL010113	BL108XFGA	0,26
15	BL208ZFGA	BL20-8Z BL010023	FG-A BL010302 45 20	BL20-6X BL010123	BL208XFGA	0,26
25	BL208ZFGB	BL20-8Z BL010023	FG-B BL010302 55 30	BL20-6X BL010123	BL208XFGB	0,31
25	BL308ZFGB	BL30-8Z BL010033	FG-B BL010304 55 30	BL30-6X BL010133	BL308XFGB	0,31
35	BL308ZFGC	BL30-8Z BL010033	FG-C BL010304 65 40	BL30-6X BL010133	BL308XFGC	0,36

Type - *Tipo*: **BD-Z** and **BD-X**

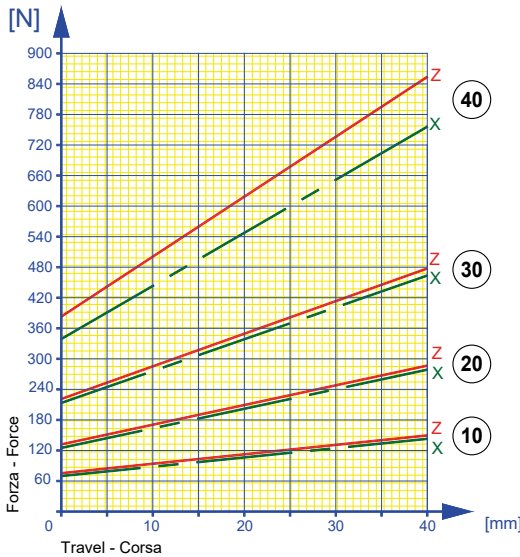
USE Elastic elements
Elementi elastici



UK **MATERIALS** Plastic and stainless steel.
TREATMENTS Spring can be in zinc plated.
USE Temperature +80°C. The travel is 40 mm.

IT **MATERIALI** Plastica e acciaio inox.
TRATTAMENTI Piastre sabbiate.
IMPIEGO Temperatura +80°C. La corsa è 40mm.

F_p: Preloading hole / *Foro precarica*
P: Preloading pin / *Piolo per precarica*




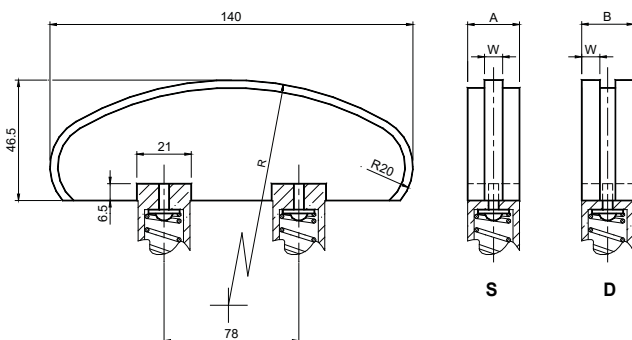
Load diagram / *Diagramma di carico*

Z	BD-Z	Zinc plated steel spring <i>Molla in acciaio zincato</i>	Weight: 0,36 (kg) <i>Peso: 0,36 (kg)</i>	
			A	Newton
	Type <i>Tipo</i>	Cod. N°	A	Newton
	BD 10-8 Z	BL010313	8,5	72 ÷ 158
	BD 20-8 Z	BL010323	8,5	128 ÷ 284
	BD 30-8 Z	BL010333	8,5	216 ÷ 478
	BD 40-8 Z	BL010343	8,5	388 ÷ 859

X	BD-X	Stainless steel spring <i>Molla in acciaio inox</i>	Weight: 0,36 (kg) <i>Peso: 0,36 (kg)</i>	
			A	Newton
	Type <i>Tipo</i>	Cod. N°	A	Newton
	BD 10-8 X	BL010413	8,5	70 ÷ 154
	BD 20-8 X	BL010423	8,5	126 ÷ 278
	BD 30-8 X	BL010433	8,5	210 ÷ 466
	BD 40-8 X	BL010443	8,5	342 ÷ 760

Type - *Tipo*: **VG**

USE Polyethylene sliding block
Pattino in polietilene

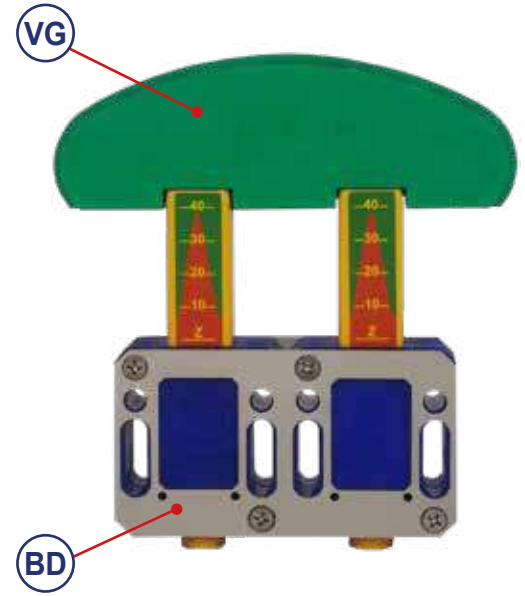
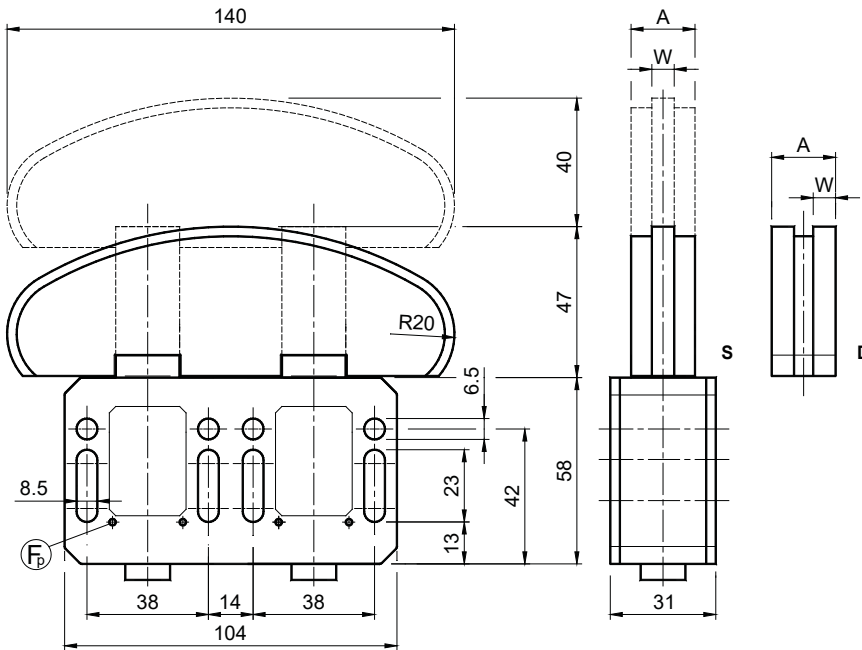


Type <i>Tipo</i>	S Cod. N°	D Cod. N°	Chain <i>Catena</i>	R	A	B	W	Weight <i>Peso (kg)</i>	
								S	D
VG 1	BL010502	BL010522	06-B 3/8" x 7/32"	120	20	20	5	0,08	0,08
VG 2	BL010504	BL010524	08-B 1/2" x 5/16"	120	20	20	7	0,08	0,08
VG 3	BL010506	BL010526	10-B 5/8" x 3/8"	140	20	25	9	0,10	0,12
VG 4	BL010508	BL010528	12-B 3/4" x 7/16"	140	20	30	11	0,12	0,25
VG 5	BL010510	BL010530	16-B 1"x17.02mm	160	25	48	16	0,20	0,50
VG 6	BL010512	BL010532	20-B 1"1/4x3/4"	160	25	55	18	0,20	1,30
VG 7	BL010514	BL010534	24-B 1"1/2x1"	160	30	70	24	0,35	1,40

Sliding block for triple chain are provided on request only / *Pattini per catena tripla si forniscono solo su richiesta*

Type - *Tipo*: **BD8ZVG - BD8XVG**

USE Automatic chain tensioner
Tendicatena automatico








F_p: Preloading hole / *Foro precarica*

BD8ZVG - Zinc plated springs / Molle zincate *



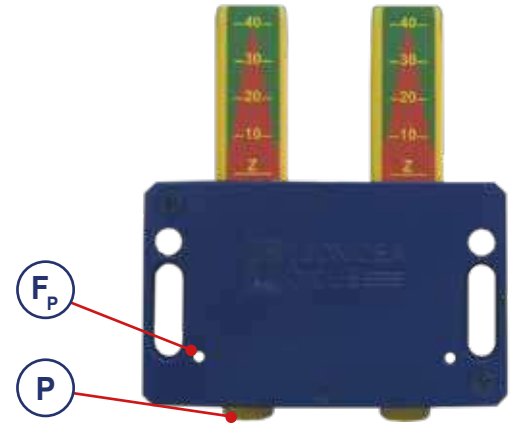
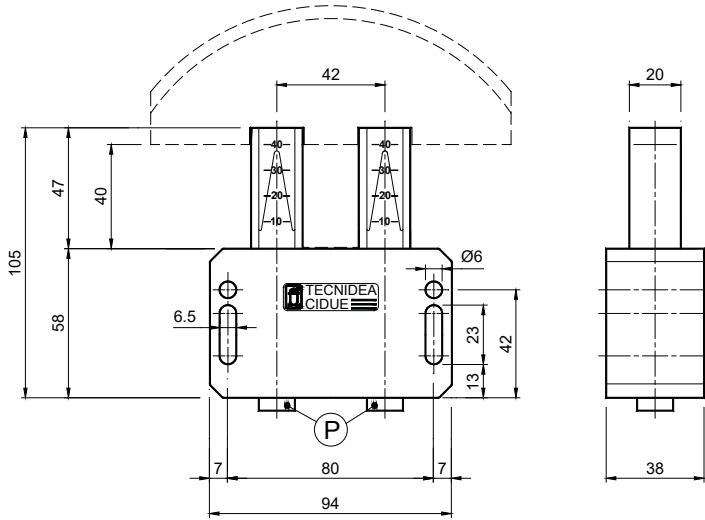
BD8XVG - Stainless steel springs / Molle inox *

Chain <i>Catena</i> DIN 8187 ISO Pitch	BD8Z+VG	BD8Z	← VG →	BD8X	BD8X+VG	Weight <i>Peso (kg)</i>
			 A W			
06-B1 3/8"x7/32"	BD108ZVG1S	BD 10-8 Z BL010313	VG 1 S BL010502 20 5	BD 10-8 X BL010413	BD108XVG1S	0,44
06-B1 3/8"x7/32"	BD208ZVG1S	BD 20-8 Z BL010323	VG 1 S BL010502 20 5	BD 20-8 X BL010423	BD208XVG1S	0,44
08-B1 1/2"x5/16"	BD108ZVG2S	BD 10-8 Z BL010313	VG 2 S BL010504 20 7	BD 10-8 X BL010413	BD108XVG2S	0,44
08-B1 1/2"x5/16"	BD208ZVG2S	BD 20-8 Z BL010323	VG 2 S BL010504 20 7	BD 20-8 X BL010423	BD208XVG2S	0,44
10-B1 5/8"x3/8"	BD208ZVG3S	BD 20-8 Z BL010323	VG 3 S BL010506 20 9	BD 20-8 X BL010420	BD208XVG3S	0,46
10-B1 5/8"x3/8"	BD308ZVG3S	BD 30-6 Z BL010333	VG 3 S BL010506 20 9	BD 30-8 X BL010433	BD308XVG3S	0,46
12-B1 3/4"x7/16"	BD208ZVG4S	BD 20-8 Z BL010323	VG 4 S BL010508 20 11	BD 20-8 X BL010423	BD208XVG4S	0,48
12-B1 3/4"x7/16"	BD306ZVG4S	BD 30-8 Z BL010333	VG 4 S BL010508 20 11	BD 30-8 X BL010433	BD308XVG4S	0,48
16-B1 1"x17.02mm	BD308ZVG5S	BD 30-8 Z BL010333	VG 5 S BL010510 25 16	BD 30-8 X BL010433	BD308XVG5S	0,56
16-B1 1"x17.02mm	BD408ZVG5S	BD 40-8 Z BL010340	VG 5 S BL010510 25 16	BD 40-8 X BL010443	BD408XVG5S	0,56
20-B1 1"x1/4x3/4"	BD306ZVG6S	BD 30-8 Z BL010330	VG 6 S BL010512 25 18	BD 30-8 X BL010433	BD308XVG6S	0,56
20-B1 1"x1/4x3/4"	BD408ZVG6S	BD 40-8 Z BL010343	VG 6 S BL010512 25 18	BD 40-8 X BL010443	BD408XVG6S	0,56
24-B1 1"x1/2x1"	BD308ZVG7S	BD 30-8 Z BL010333	VG 7 S BL010514 30 24	BD 30-8 X BL010433	BD308XVG7S	0,71
24-B1 1"x1/2x1"	BD408ZVG7S	BD 40-8 Z BL010343	VG 7 S BL010514 30 24	BD 40-8 X BL010443	BD408XVG7S	0,71
06-B2 3/8"x7/32"	BD108ZVG1D	BD 10-8 Z BL010313	VG 1 D BL010522 20 5	BD 10-8 X BL010413	BD108XVG1D	0,44
06-B2 3/8"x7/32"	BD208ZVG1D	BD 20-8 Z BL010323	VG 1 D BL010522 20 5	BD 20-8 X BL010423	BD208XVG1D	0,44
08-B2 1/2"x5/16"	BD208ZVG2D	BD 20-8 Z BL010323	VG 2 D BL010524 20 7	BD 20-8 X BL010423	BD208XVG2D	0,44
10-B2 5/8"x3/8"	BD208ZVG3D	BD 20-8 Z BL010323	VG 3 D BL010526 25 9	BD 20-6 X BL010423	BD208XVG3D	0,48
10-B2 5/8"x3/8"	BD308ZVG3D	BD 30-8 Z BL010333	VG 3 D BL010526 25 9	BD 30-8 X BL010433	BD306XVG3D	0,48
12-B2 3/4"x7/16"	BD308ZVG4D	BD 30-8 Z BL010333	VG 4 D BL010528 30 11	BD 30-8 X BL010433	BD308XVG4D	0,71
16-B2 1"x17.02mm	BD308ZVG5D	BD 30-8 Z BL010333	VG 5 D BL010530 48 16	BD 30-8 X BL010433	BD308XVG5D	0,86
16-B2 1"x17.02mm	BD408ZVG5D	BD 40-8 Z BL010343	VG 5 D BL010530 48 16	BD 40-8 X BL010443	BD408XVG5D	0,86
20-B2 1"x1/4x3/4"	BD308ZVG6D	BD 30-8 Z BL010333	VG 6 D BL010532 55 18	BD 30-8 X BL010433	BD308XVG6D	1,66
20-B2 1"x1/4x3/4"	BD408ZVG6D	BD 40-8 Z BL010343	VG 6 D BL010532 55 18	BD 40-8 X BL010443	BD408XVG6D	1,66
24-B2 1"x1/2x1"	BD308ZVG7D	BD 30-8 Z BL010333	VG 7 D BL010534 70 24	BD 30-8 X BL010433	BD308XVG7D	1,76
24-B2 1"x1/2x1"	BD408ZVG7D	BD 40-8 Z BL010343	VG 7 D BL010534 70 24	BD 40-8 X BL010443	BD408XVG7D	1,76

Tensioners for triple chain are provided on request only / *Tenditori per catena tripla si forniscono solo su richiesta*

Type - Tipo: BP-Z and BP-X

USE Elastic elements
Elementi elastici



F_p: Preloading hole / Foro precarica
P: Preloading pin / Piolo per precarica

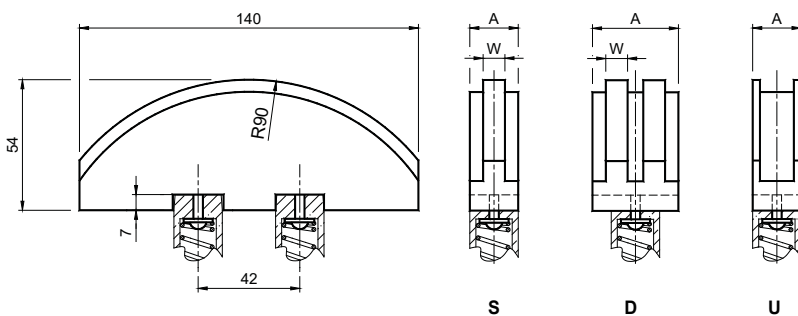
UK MATERIALS Plastic. Steel.
TREATMENTS Spring inside can be in zinc plated or stainless steel.
USE Temperature ≤ +80°C. The travel is 40 mm.

IT MATERIALI Plastica. Acciaio.
TRATTAMENTI Molla in acciaio zincato oppure in acciaio inox.
IMPIEGO Temperatura ≤ +80°C. La corsa è di 40 mm.

Z	Zinc plated steel spring Molla in acciaio zincato	Weight: 0,24 (kg) Peso: 0,24 (kg)	X	ANTICORROSIONE Stainless steel spring Molla in acciaio inox	Weight: 0,24 (kg) Peso: 0,24 (kg)
Type Tipo	Cod. N°	Newton	Type Tipo	Cod. N°	Newton
BP 10 Z	BL010990	72 ÷ 158	BP 10 X	BL011010	70 ÷ 154
BP 20 Z	BL010994	128 ÷ 284	BP 20 X	BL011014	126 ÷ 278
BP 30 Z	BL010998	216 ÷ 478	BP 30 X	BL011018	210 ÷ 466
BP 40 Z	BL011002	338 ÷ 860	BP 40 X	BL011022	342 ÷ 760

Type - Tipo: HG

USE KIT for chains - Polyethylene sliding block
KIT per catene - Pattino in polietilene



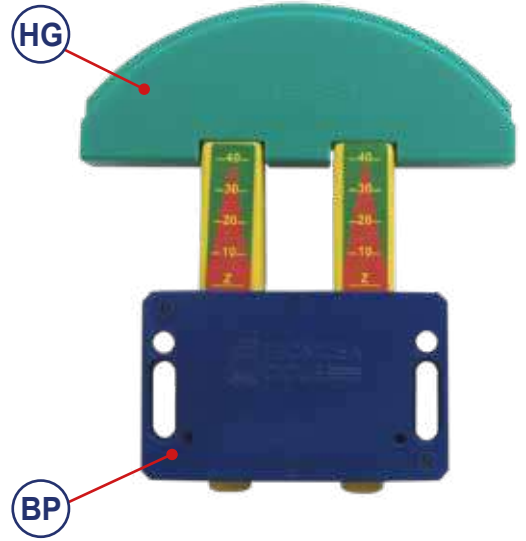
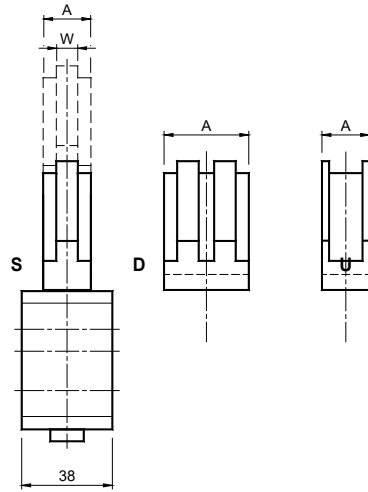
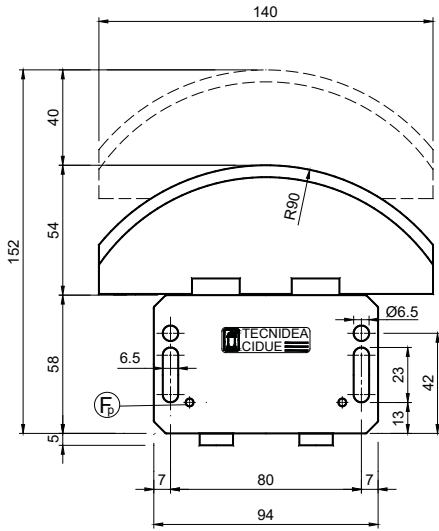
Type Tipo	Cod. N°	Chain Catena	A	W	Weight Peso (kg)
HG U	BL010899	≤06-B1 ≤3/8"x7/32"	20	-	0,11
HG 2 S	BL010902	08-B1 1/2"x5/16"	20	7,0	0,11
HG 3 S	BL010903	10-B1 5/8"x3/8"	20	9,0	0,11
HG 4 S	BL010904	12-B1 3/4"x7/16"	20	11,0	0,11
HG 5 S	BL010905	16-B1 1"x17.02mm	20	16,0	0,14
HG 0 D	BL010910	05-B2 8mm	20	2,5	0,11
HG 1 D	BL010911	06-B2 3/8"x7/32"	20	5,0	0,11
HG 2 D	BL010912	08-B2 1/2"x5/16"	20	7,0	0,11
HG 3 D	BL010913	10-B2 5/8"x3/8"	25	9,0	0,14
HG 4 D	BL010914	12-B2 3/4"x7/16"	30	11,0	0,16

UK MATERIALS High molecular density polyethylene.
USE For medium/large center distances.
Speed ≤20 m/min. Temperature ≤70°C.

IT MATERIALI Polietilene ad alta densità molecolare.
IMPIEGO Indicato per medi/grandi interassi.
Velocità ≤20 m/min. Temperatura ≤70°C.

Type - *Tipo*: **BPZHG - BPXHG**

USE Automatic chain tensioner
Tendicatena automatico








F_p: Preloading hole / *Foro precarica*

BPZHG - Zinc plated springs / Molle zincate *



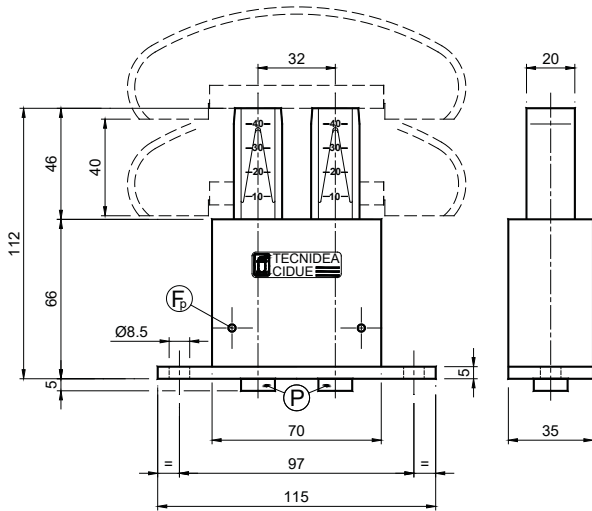
BPXHG - Stainless steel springs / Molle inox *

Chain Catena DIN 8187 ISO Pitch	BPZ+HG	BPZ	HG		BPX	BPX+HG	Weight Peso (kg)
				A W			
≤06-B1 ≤3/8"x7/32"	BP10ZHG1U	BP 10 Z BL010990	HG U	BL010899 20 -	BP 10 X BL011010	BP10XHG1U	0,35
08-B1 1/2"x5/16"	BP10ZHG2S	BP 10 Z BL010990	HG 2 S	BL010902 20 7,0	BP 10 X BL011010	BP10XHG2S	0,35
08-B1 1/2"x5/16"	BP20ZHG2S	BP 20 Z BL010994	HG 2 S	BL010902 20 7,0	BP 20 X BL011014	BP20XHG2S	0,35
10-B1 5/8"x3/8"	BP10ZHG3S	BP 10 Z BL010990	HG 3 S	BL010903 20 9,0	BP 10 X BL011010	BP10XHG3S	0,35
10-B1 5/8"x3/8"	BP20ZHG3S	BP 20 Z BL010994	HG 3 S	BL010903 20 9,0	BP 20 X BL011014	BP20XHG3S	0,35
10-B1 5/8"x3/8"	BP30ZHG3S	BP 30 Z BL010998	HG 3 S	BL010903 20 9,0	BP 30 X BL011018	BP30XHG3S	0,35
12-B1 3/4"x7/16"	BP10ZHG4S	BP 10 Z BL010990	HG 4 S	BL010904 20 11,0	BP 10 X BL011010	BP20XHG4S	0,35
12-B1 3/4"x7/16"	BP20ZHG4S	BP 20 Z BL010994	HG 4 S	BL010904 20 11,0	BP 20 X BL011014	BP20XHG4S	0,35
12-B1 3/4"x7/16"	BP30ZHG4S	BP 30 Z BL010998	HG 4 S	BL010904 20 11,0	BP 30 X BL011018	BP30XHG4S	0,35
16-B1 1"x17.02mm	BP30ZHG5S	BP 30 Z BL010998	HG 5 S	BL010905 20 16,0	BP 30 X BL011018	BP30XHG5S	0,38
16-B1 1"x17.02mm	BP40ZHG5S	BP 40 Z BL011002	HG 5 S	BL010905 20 16,0	BP 40 X BL011022	BP40XHG5S	0,38
05-B2 8mm	BP10ZHG0D	BP 10 Z BL010990	HG 0 D	BL010910 20 2,5	BP 10 X BL011010	BP10XHG0D	0,35
06-B2 3/8"x7/32"	BP10ZHG1D	BP 10 Z BL010990	HG 1 D	BL010911 20 5,0	BP 10 X BL011010	BP10XHG1D	0,35
06-B2 3/8"x7/32"	BP20ZHG1D	BP 20 Z BL010994	HG 1 D	BL010911 20 5,0	BP 20 X BL011014	BP20XHG1D	0,35
08-B2 1/2"x5/16"	BP20ZHG2D	BP 20 Z BL010994	HG 2 D	BL010912 20 7,0	BP 20 X BL011014	BP20XHG2D	0,35
10-B2 5/8"x3/8"	BP20ZHG3D	BP 20 Z BL010994	HG 3 D	BL010913 25 9,0	BP 20 X BL011014	BP20XHG3D	0,38
10-B2 5/8"x3/8"	BP30ZHG3D	BP 30 Z BL010998	HG 3 D	BL010913 25 9,0	BP 30 X BL011018	BP30XHG3D	0,38
12-B2 3/4"x7/16"	BP20ZHG4D	BP 20 Z BL010994	HG 4 D	BL010914 30 11,0	BP 20 X BL011022	BP20XHG4D	0,40
12-B2 3/4"x7/16"	BP30ZHG4D	BP 30 Z BL010998	HG 4 D	BL010914 30 11,0	BP 30 X BL011018	BP30XHG4D	0,40

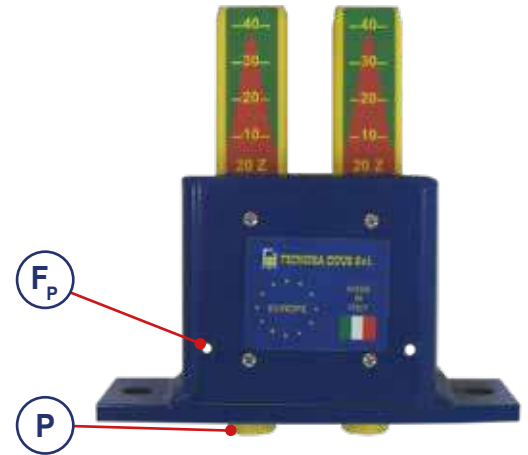
Tensioners for triple chain are provided on request only / *Tenditori per catena tripla si forniscono solo su richiesta*

Type - Tipo: BC-Z and BC-X

USE Elastic elements
Elementi elastici



F_p: Preloading hole / Foro precarica
P: Preloading pin / Piolo per precarica



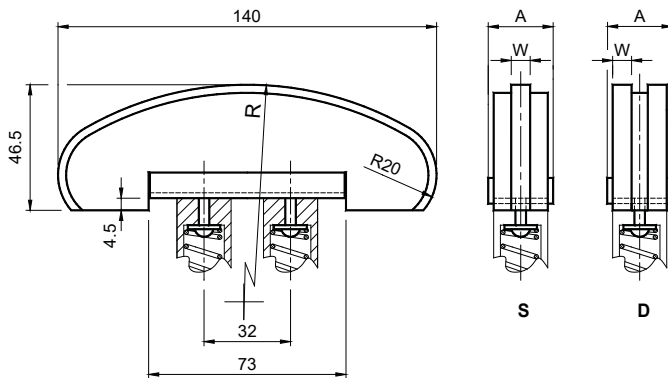
MATERIALS Plastic material and steel.
Temperature is +80°C. The travel is 40 mm.

MATERIALI Plastica e acciaio
Temperatura +80°C. Corsa 40 mm.

Z			X		
Zinc plated steel spring Molla in acciaio zincato			Stainless steel spring Molla in acciaio inox		
Type Tipo	Cod. N°	Newton	Type Tipo	Cod. N°	Newton
BC 10 Z	BL010600	72 ÷ 158	BC 10 X	BL010610	70 ÷ 154
BC 20 Z	BL010602	128 ÷ 284	BC 20 X	BL010612	126 ÷ 278
BC 30 Z	BL010604	216 ÷ 478	BC 30 X	BL010614	210 ÷ 466
BC 40 Z	BL010606	338 ÷ 860	BC 40 X	BL010616	342 ÷ 760

Type - Tipo: CG

USE KIT for chains - Polyethylene sliding block
KIT per catene - Pattino in polietilene



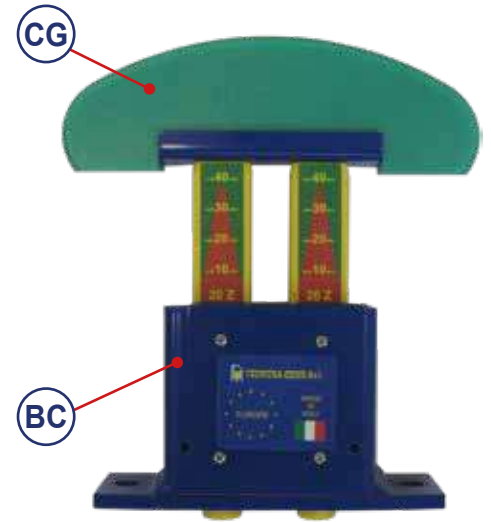
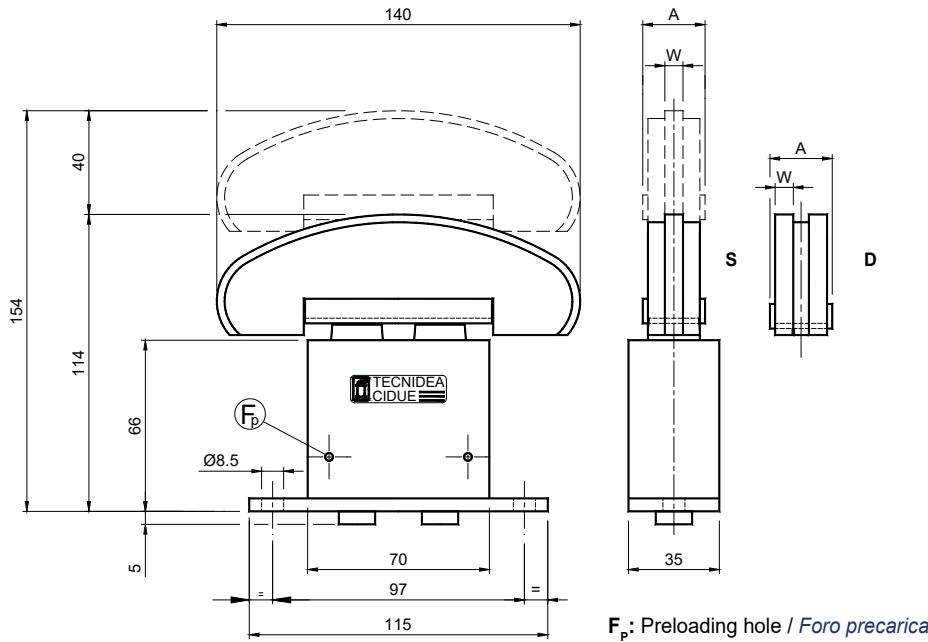
Type Tipo	Cod. N°	Chain Catena	A	R	W	Weight Peso (kg)
CG 1 S	BL010771	06-B1 3/8"x7/32"	24	120	5	0,14
CG 2 S	BL010772	08-B1 1/2"x5/16"	24	120	7	0,14
CG 3 S	BL010773	10-B1 5/8"x3/8"	24	140	9	0,11
CG 4 S	BL010774	12-B1 3/4"x7/16"	24	140	11	0,16
CG 5 S	BL010775	16-B1 1"x17.02mm	29	160	16	0,18
CG 6 S	BL010776	20-B1 1 1/4"x3/4"	29	160	18	0,28
CG 1 D	BL010781	06-B2 3/8"x7/32"	24	120	5	0,14
CG 2 D	BL010782	08-B2 1/2"x5/16"	24	120	7	0,18
CG 3 D	BL010783	10-B2 5/8"x3/8"	29	140	9	0,18
CG 4 D	BL010784	12-B2 3/4"x7/16"	34	140	11	0,33
CG 5 D	BL010785	16-B2 1"x17.02mm	52	160	16	0,56

MATERIALS High molecular density polyethylene.
USE For transmissions with big center distance.
Speed ≤20 m/min. Temperature ≤70°C.

MATERIALI Polietilene ad alta densità molecolare.
IMPIEGO Trasmissioni con grande interasse.
Velocità ≤20 m/min. Temperatura ≤70°C.

Type - *Tipo*: **BCZCG - BCXCG**






USE Automatic chain tensioner
Tendicatena automatico



BCZCG - Zinc plated springs / Molle zincate *



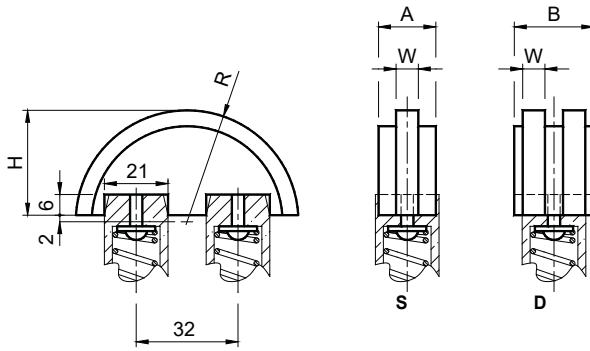
BCXCG - Stainless steel springs / Molle inox *

Chain Catena DIN 8187 ISO Pitch	BCZ+CG	BCZ	← CG →	BCX	BCX+CG	Weight Peso (kg)
			 A W			
06-B1 3/8"x7/32"	BC10ZCG1S	BC 10 Z BL010600	CG 1 S BL010771 24 5	BC 10 X BL010610	BC10XCG1S	0,74
06-B1 3/8"x7/32"	BC20ZCG1S	BC 20 Z BL010602	CG 1 S BL010771 24 5	BC 20 X BL010612	BC20XCG1S	0,74
08-B1 1/2"x5/16"	BC10ZCG2S	BC 10 Z BL010600	CG 2 S BL010772 24 7	BC 10 X BL010610	BC10XCG2S	0,74
08-B1 1/2"x5/16"	BC20ZCG2S	BC 20 Z BL010602	CG 2 S BL010772 24 7	BC 20 X BL010612	BC20XCG2S	0,74
10-B1 5/8"x3/8"	BC20ZCG3S	BC 20 Z BL010602	CG 3 S BL010773 24 9	BC 20 X BL010612	BC20XCG3S	0,71
10-B1 5/8"x3/8"	BC30ZCG3S	BC 30 Z BL010604	CG 3 S BL010773 24 9	BC 30 X BL010614	BC30XCG3S	0,71
12-B1 3/4"x7/16"	BC20ZCG4S	BC 20 Z BL010602	CG 4 S BL010774 24 11	BC 20 X BL010612	BC20XCG4S	0,76
12-B1 3/4"x7/16"	BC30ZCG4S	BC 30 Z BL010604	CG 4 S BL010774 24 11	BC 30 X BL010614	BC30XCG4S	0,76
16-B1 1"x17.02mm	BC30ZCG5S	BC 30 Z BL010604	CG 5 S BL010775 29 16	BC 30 X BL010614	BC30XCG5S	0,78
16-B1 1"x17.02mm	BC40ZCG5S	BC 40 Z BL010606	CG 5 S BL010775 29 16	BC 40 X BL010616	BC40XCG5S	0,78
20-B1 1"x1/4x3/4"	BC30ZCG6S	BC 30 Z BL010604	CG 6 S BL010776 29 18	BC 30 X BL010614	BC30XCG6S	0,88
20-B1 1"x1/4x3/4"	BC40ZCG6S	BC 40 Z BL010606	CG 6 S BL010776 29 18	BC 40 X BL010616	BC40XCG6S	0,88
06-B2 3/8"x7/32"	BC10ZCG1D	BC 10 Z BL010600	CG 1 D BL010781 24 5	BC 10 X BL010610	BC10XCG1D	0,74
06-B2 3/8"x7/32"	BC20ZCG1D	BC 20 Z BL010602	CG 1 D BL010781 24 5	BC 20 X BL010612	BC20XCG1D	0,74
08-B2 1/2"x5/16"	BC20ZCG2D	BC 20 Z BL010602	CG 2 D BL010782 24 7	BC 20 X BL010612	BC20XCG2D	0,78
10-B2 5/8"x3/8"	BC20ZCG3D	BC 20 Z BL010602	CG 3 D BL010783 29 9	BC 20 X BL010612	BC20XCG3D	0,78
10-B2 5/8"x3/8"	BC30ZCG3D	BC 30 Z BL010604	CG 3 D BL010783 29 9	BC 30 X BL010614	BC30XCG3D	0,78
12-B2 3/4"x7/16"	BC30ZCG4D	BC 30 Z BL010604	CG 4 D BL010784 34 11	BC 30 X BL010614	BC30XCG4D	0,93
16-B2 1"x17.02mm	BC30ZCG5D	BC 30 Z BL010604	CG 5 D BL010785 52 16	BC 30 X BL010614	BC30XCG5D	1,16
16-B2 1"x17.02mm	BC40ZCG5D	BC 40 Z BL010606	CG 5 D BL010785 52 16	BC 40 X BL010616	BC40XCG5D	1,16

Tensioners for triple chain are provided on request only / *Tenditori per catena tripla si forniscono solo su richiesta*

Type - Tipo: CV

USE Polyethylene sliding block
Pattino in polietilene




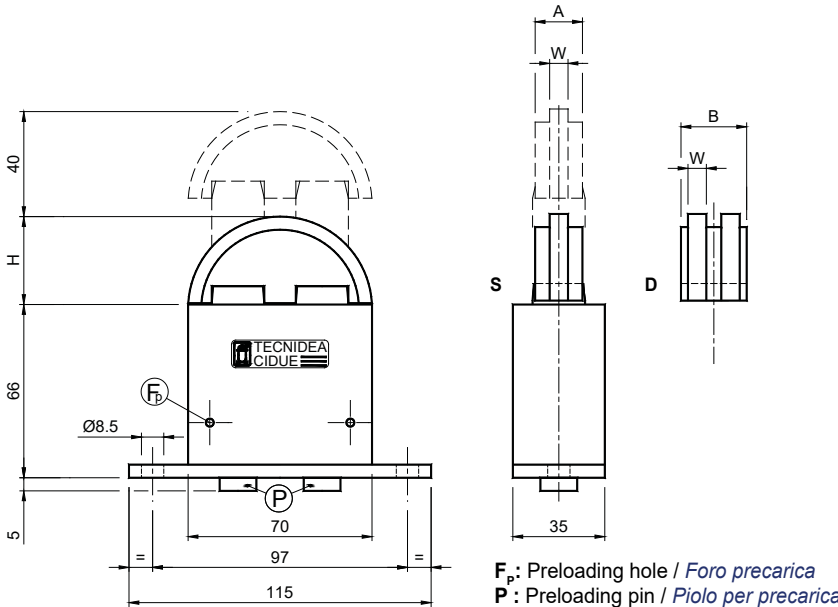
MATERIALS Polyethylene and Stainless steel.
USE Small distance centers.
Speed ≤20 m/min. Temperature ≤70°C.

MATERIALI Polietilene e acciaio inox.
IMPIEGO Piccolo interasse.
Velocità ≤20 m/min. Temperatura ≤70°C.

Type Tipo	S Cod. N°	D Cod. N°	Chain Catena	A	B	R	H	W	Weight Peso (kg)
CV 1	BL010641	BL010651	06-B	18	18	35	33	5	0,03
CV 2	BL010642	BL010652	08-B	18	21	35	33	7	0,03
CV 3	BL010643	BL010653	10-B	18	25	45	43	9	0,05
CV 4	BL010644	BL010654	12-B	18	30	45	43	11	0,08

Type - Tipo: BCZCV - BCXCV

USE Automatic chain tensioner
Tendicatena automatico



F_p: Preloading hole / Foro precarica
P: Preloading pin / Piolo per precarica



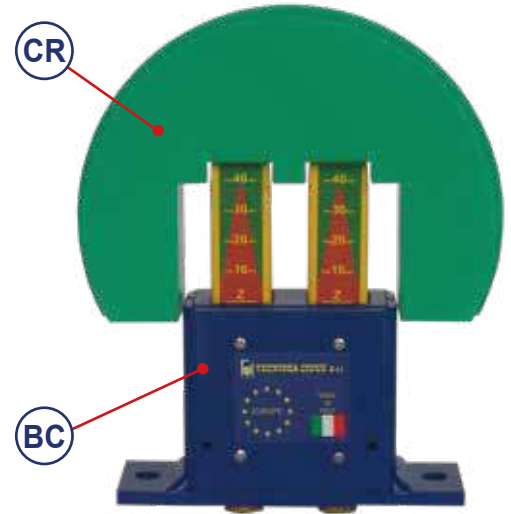
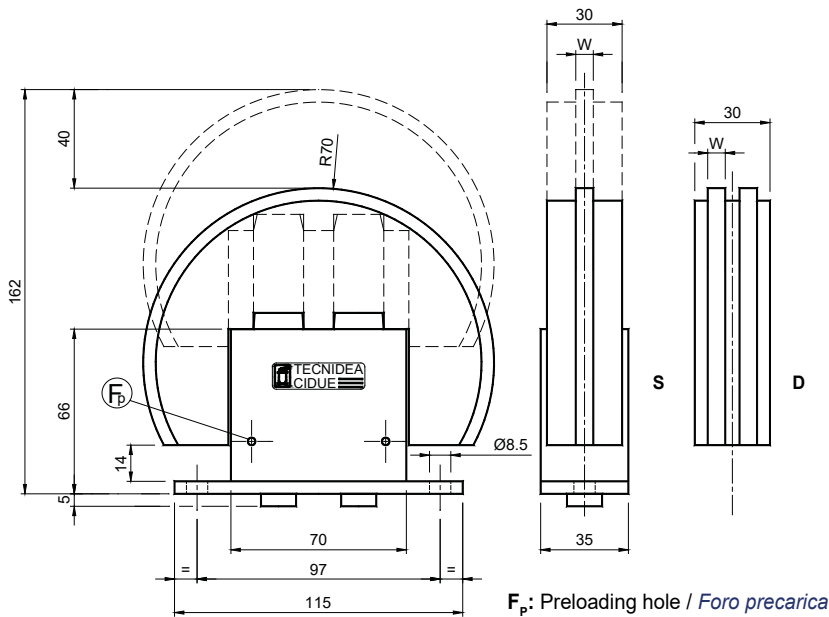
BCZCV - Zinc plated springs / Molle zincate *

BCXCV - Stainless steel springs / Molle inox *

Chain Catena DIN 8187 ISO Pitch	BCZ+CV		BCZ	CV	W	BCX		BCX+CV	Weight Peso (kg)	
06-B1 3/8"x7/32"	BC10ZCV1S	BC 10 Z	BL010600	CV 1 S	BL010641	5	BC 10 X	BL010610	BC10XCV1S	0,63
06-B1 3/8"x7/32"	BC20ZCV1S	BC 20 Z	BL010602	CV 1 S	BL010641	5	BC 20 X	BL010612	BC20XCV1S	0,63
08-B1 1/2"x5/16"	BC10ZCV2S	BC 10 Z	BL010600	CV 2 S	BL010642	7	BC 10 X	BL010610	BC10XCV2S	0,63
08-B1 1/2"x5/16"	BC20ZCV2S	BC 20 Z	BL010602	CV 2 S	BL010642	7	BC 20 X	BL010612	BC20XCV2S	0,63
10-B1 5/8"x3/8"	BC20ZCV3S	BC 20 Z	BL010602	CV 3 S	BL010643	9	BC 20 X	BL010612	BC20XCV3S	0,65
10-B1 5/8"x3/8"	BC30ZCV3S	BC 30 Z	BL010604	CV 3 S	BL010643	9	BC 30 X	BL010614	BC30XCV3S	0,65
12-B1 3/4"x7/16"	BC20ZCV4S	BC 20 Z	BL010602	CV 4 S	BL010644	11	BC 20 X	BL010612	BC20XCV4S	0,68
12-B1 3/4"x7/16"	BC30ZCV4S	BC 30 Z	BL010604	CV 4 S	BL010644	11	BC 30 X	BL010614	BC30XCV4S	0,68
06-B2 3/8"x7/32"	BC10ZCV1D	BC 10 Z	BL010600	CV 1 D	BL010651	5	BC 10 X	BL010610	BC10XCV1D	0,63
06-B2 3/8"x7/32"	BC20ZCV1D	BC 20 Z	BL010602	CV 1 D	BL010651	5	BC 20 X	BL010612	BC20XCV1D	0,63
08-B2 1/2"x5/16"	BC20ZCV2D	BC 20 Z	BL010602	CV 2 D	BL010652	7	BC 20 X	BL010612	BC20XCV2D	0,63
10-B2 5/8"x3/8"	BC20ZCV3D	BC 20 Z	BL010602	CV 3 D	BL010653	9	BC 20 X	BL010612	BC20XCV3D	0,65
10-B2 5/8"x3/8"	BC30ZCV3D	BC 30 Z	BL010604	CV 3 D	BL010653	9	BC 30 X	BL010614	BC30XCV3D	0,65
12-B2 3/4"x7/16"	BC30ZCV4D	BC 30 Z	BL010604	CV 4 D	BL010654	11	BC 30 X	BL010614	BC30XCV4D	0,68

Type - *Tipo*: **BCZCR - BCXCR**






USE Automatic chain tensioner
Tendicatena automatico



BCZCR - Zinc plated springs / Molle zincate *



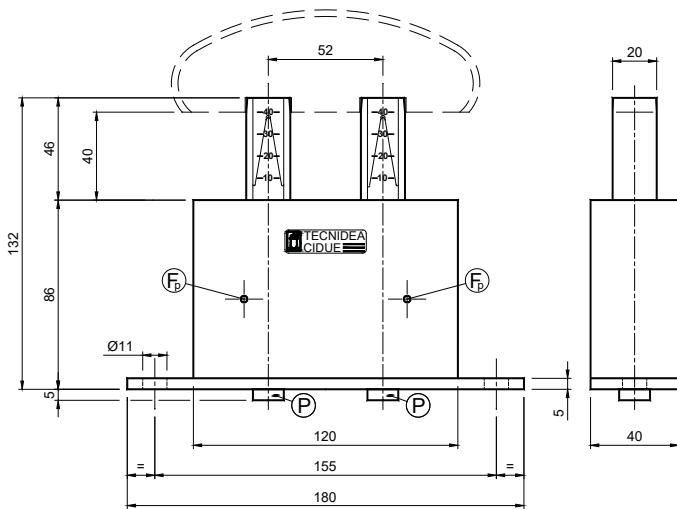
BCXCR - Stainless steel springs / Molle inox *

Chain Catena DIN 8187 ISO Pitch	BCZ+CR	BCZ	← CR →	BCX	BCX+CR	Weight Peso (kg)
			 W			
06-B1 3/8"x7/32"	BC10ZCR1S	BC 10 Z BL010600	CR 1 S BL010711 5	BC 10 X BL010610	BC10XCR1S	1,00
06-B1 3/8"x7/32"	BC20ZCR1S	BC 20 Z BL010602	CR 1 S BL010711 5	BC 20 X BL010612	BC20XCR1S	1,00
08-B1 1/2"x5/16"	BC10ZCR2S	BC 10 Z BL010600	CR 2 S BL010712 7	BC 10 X BL010610	BC10XCR2S	1,01
08-B1 1/2"x5/16"	BC20ZCR2S	BC 20 Z BL010602	CR 2 S BL010712 7	BC 20 X BL010612	BC20XCR2S	1,01
10-B1 5/8"x3/8"	BC20ZCR3S	BC 20 Z BL010602	CR 3 S BL010713 9	BC 20 X BL010612	BC20XCR3S	1,03
10-B1 5/8"x3/8"	BC30ZCR3S	BC 30 Z BL010604	CR 3 S BL010713 9	BC 30 X BL010614	BC30XCR3S	1,03
12-B1 3/4"x7/16"	BC20ZCR4S	BC 20 Z BL010602	CR 4 S BL010714 11	BC 20 X BL010612	BC20XCR4S	1,04
12-B1 3/4"x7/16"	BC30ZCR4S	BC 30 Z BL010604	CR 4 S BL010714 11	BC 30 X BL010614	BC30XCR4S	1,04
16-B1 1"x17.02mm	BC30ZCR5S	BC 30 Z BL010604	CR 5 S BL010715 16	BC 30 X BL010614	BC30XCR5S	1,05
16-B1 1"x17.02mm	BC40ZCR5S	BC 40 Z BL010606	CR 5 S BL010715 16	BC 40 X BL010616	BC40XCR5S	1,05
06-B2 3/8"x7/32"	BC10ZCR1D	BC 10 Z BL010600	CR 1 D BL010721 5	BC 10 X BL010610	BC10XCR1D	1,01
06-B2 3/8"x7/32"	BC20ZCR1D	BC 20 Z BL010602	CR 1 D BL010721 5	BC 20 X BL010612	BC20XCR1D	1,01
08-B2 1/2"x5/16"	BC20ZCR2D	BC 20 Z BL010602	CR 2 D BL010722 7	BC 20 X BL010612	BC20XCR2D	1,02
10-B2 5/8"x3/8"	BC20ZCR3D	BC 20 Z BL010602	CR 3 D BL010722 9	BC 20 X BL010612	BC20XCR3D	1,04
10-B2 5/8"x3/8"	BC30ZCR3D	BC 30 Z BL010604	CR 3 D BL010723 9	BC 30 X BL010614	BC30XCR3D	1,04
12-B2 3/4"x7/16"	BC30ZCR4D	BC 30 Z BL010604	CR 4 D BL010724 11	BC 30 X BL010614	BC30XCR4D	1,05

Tensioners for triple chain are provided on request only / *Tenditori per catena tripla si forniscono solo su richiesta*

Type - *Tipo*: **BB-Z** and **BB-X**

USE Elastic elements
Elementi elastici



F_p: Preloading hole / *Foro precarica*
P: Preloading pin / *Piolo per precarica*

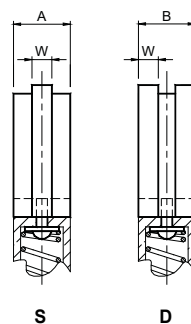
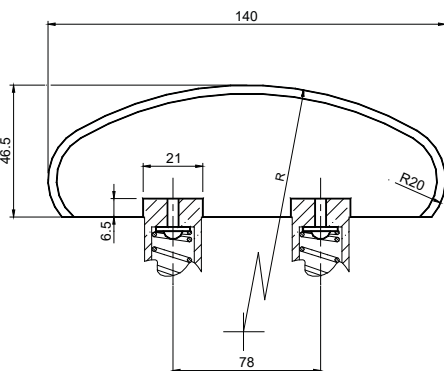
MATERIALS Steel. The bolts are in stainless steel.
USE Temperature is +80°C. Travel 40 mm.

MATERIALI Acciaio. Viti in acciaio inox.
IMPIEGO Temperatura +80°C. Corsa 40 mm.

Z Zinc plated steel spring <i>Molla in acciaio zincato</i>			X Stainless steel spring <i>Molla in acciaio inox</i>		
		Weight: 1,25 (kg) <i>Peso: 1,25 (kg)</i>			Weight: 1,25 (kg) <i>Peso: 1,25 (kg)</i>
Type <i>Tipo</i>	Cod. N°	Newton	Type <i>Tipo</i>	Cod. N°	Newton
BB 10 Z	BL010620	72 ÷ 158	BB 10 X	BL010630	70 ÷ 154
BB 20 Z	BL010622	128 ÷ 284	BB 20 X	BL011632	126 ÷ 278
BB 30 Z	BL010624	216 ÷ 478	BB 30 X	BL011634	210 ÷ 466
BB 40 Z	BL010626	338 ÷ 860	BB 40 X	BL011636	342 ÷ 760

Type - *Tipo*: **VG**

USE KIT for chains - Polyethylene sliding block
KIT per catene - Pattino in polietilene



MATERIALS High molecular density polyethylene.
USE Suggested for large center distances.
Speed ≤20 m/min. Temperature ≤70°C.


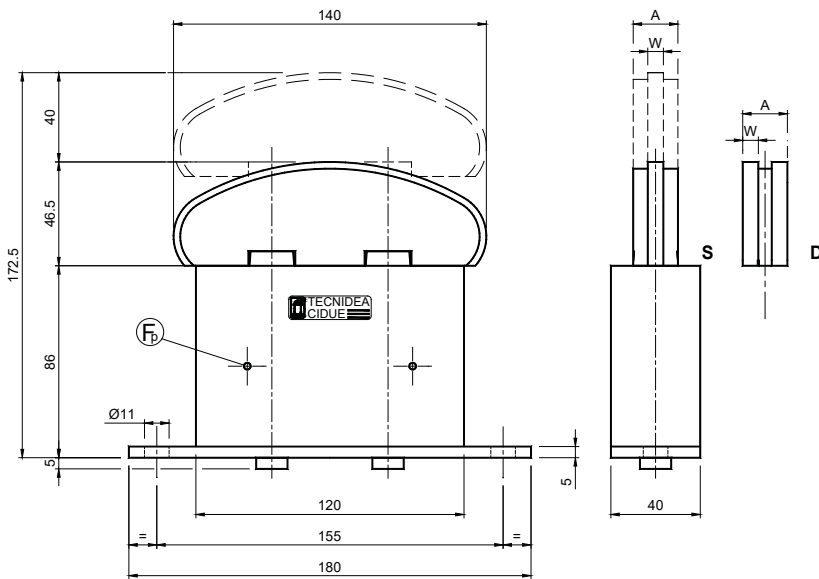
MATERIALI Polietilene ad alta densità molecolare
IMPIEGO Indicato per grandi interassi.
Velocità ≤20 m/min. Temperatura ≤70°C.

Type <i>Tipo</i>	S Cod. N°	D Cod. N°	Chain <i>Catena</i>	R	A	B	W	Weight <i>Peso (kg)</i>	
								S	D
VG 10-1	BL010502	BL010522	06-B 3/8"x7/32"	120	20	20	5	0,08	0,08
VG 20-2	BL010504	BL010524	08-B 1/2"x5/16"	120	20	20	7	0,08	0,08
VG 30-3	BL010506	BL010526	10-B 5/8"x3/8"	140	20	25	9	0,10	0,12
VG 40-4	BL010508	BL010528	12-B 3/4"x7/16"	140	20	30	11	0,12	0,25
VG 40-5	BL010510	BL010530	16-B 1"x17.02mm	160	25	48	16	0,20	0,50
VG 40-6	BL010512	BL010532	20-B 1"1/4x3/4"	160	25	55	18	0,20	1,30
VG 30-7	BL010514	BL010534	24-B 1"1/2x1"	160	30	70	24	0,35	1,40

Tensioners for triple chain are provided on request only / *Tenditori per catena tripla si forniscono solo su richiesta*

Type - *Tipo*: **BBZVG - BBXVG**

USE Automatic chain tensioner
Tendicatena automatico








F_p: Preloading hole / *Foro precarica*
P: Preloading pin / *Piolo per precarica*

BBZVG - Zinc plated springs / Molle zincate *



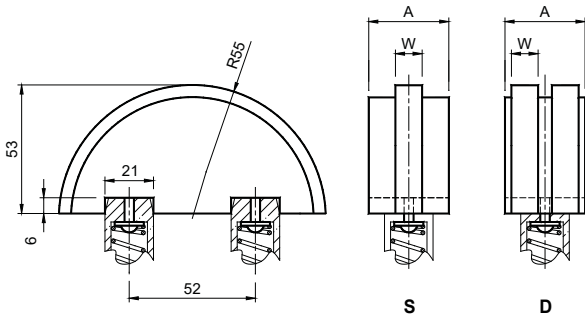
BBXVG - Stainless steel springs / Molle inox *

Chain Catena DIN 8187 ISO Pitch	BBZ+VG	BBZ	← VG →		BBX	BBX+VG	Weight Peso (kg)
				A W			
06-B1 3/8"x7/32"	BB10ZVG1S	BB 10 Z BL010620	VG 1 S	BL010502 20 5	BB 10 X BL011630	BB10XVG1S	1,33
06-B1 3/8"x7/32"	BB20ZVG1S	BB 20 Z BL010622	VG 1 S	BL010502 20 5	BB 20 X BL011632	BB20XVG1S	1,33
08-B1 1/2"x5/16"	BB10ZVG2S	BB 10 Z BL010620	VG 2 S	BL010504 20 7	BB 10 X BL011630	BB10XVG2S	1,33
08-B1 1/2"x5/16"	BB20ZVG2S	BB 20 Z BL010622	VG 2 S	BL010504 20 7	BB 20 X BL011632	BB20XVG2S	1,33
10-B1 5/8"x3/8"	BB20ZVG3S	BB 20 Z BL010622	VG 3 S	BL010506 20 9	BB 20 X BL011632	BB20XVG3S	1,35
10-B1 5/8"x3/8"	BB30ZVG3S	BB 30 Z BL010624	VG 3 S	BL010506 20 9	BB 30 X BL011634	BB30XVG3S	1,35
12-B1 3/4"x7/16"	BB20ZVG4S	BB 20 Z BL010622	VG 4 S	BL010508 20 11	BB 20 X BL011632	BB20XVG4S	1,37
12-B1 3/4"x7/16"	BB30ZVG4S	BB 30 Z BL010624	VG 4 S	BL010508 20 11	BB 30 X BL011634	BB30XVG4S	1,37
16-B1 1"x17.02mm	BB30ZVG5S	BB 30 Z BL010624	VG 5 S	BL010510 25 16	BB 30 X BL011634	BB30XVG5S	1,45
16-B1 1"x17.02mm	BB40ZVG5S	BB 40 Z BL010626	VG 5 S	BL010510 25 16	BB 40 X BL011636	BB40XVG5S	1,45
20-B1 1"x1/4x3/4"	BB30ZVG6S	BB 30 Z BL010624	VG 6 S	BL010512 25 18	BB 30 X BL011634	BB30XVG6S	1,45
20-B1 1"x1/4x3/4"	BB40ZVG6S	BB 40 Z BL010626	VG 6 S	BL010512 25 18	BB 40 X BL011636	BB40XVG6S	1,45
24-B1 1"x1/2x1"	BB30ZVG7S	BB 30 Z BL010624	VG 7 S	BL010514 30 24	BB 30 X BL011634	BB30XVG7S	1,6
24-B1 1"x1/2x1"	BB40ZVG7S	BB 40 Z BL010626	VG 7 S	BL010514 30 24	BB 40 X BL011636	BB40XVG7S	1,6
06-B2 3/8"x7/32"	BB10ZVG1D	BB 10 Z BL010620	VG 1 D	BL010522 20 5	BB 10 X BL011630	BB10XVG1D	1,33
06-B2 3/8"x7/32"	BB20ZVG1D	BB 20 Z BL010622	VG 1 D	BL010522 20 5	BB 20 X BL011632	BB20XVG1D	1,33
08-B2 1/2"x5/16"	BB20ZVG2D	BB 20 Z BL010622	VG 2 D	BL010524 20 7	BB 20 X BL011632	BB20XVG2D	1,33
10-B2 5/8"x3/8"	BB20ZVG3D	BB 20 Z BL010622	VG 3 D	BL010526 25 9	BB 20 X BL011632	BB20XVG3D	1,37
10-B2 5/8"x3/8"	BB30ZVG3D	BB 30 Z BL010624	VG 3 D	BL010526 25 9	BB 30 X BL011634	BB30XVG3D	1,37
12-B2 3/4"x7/16"	BB30ZVG4D	BB 30 Z BL010624	VG 4 D	BL010528 30 11	BB 30 X BL011634	BB30XVG4D	1,5
16-B2 1"x17.02mm	BB30ZVG5D	BB 30 Z BL010624	VG 5 D	BL010530 48 16	BB 30 X BL011634	BB30XVG5D	1,75
16-B2 1"x17.02mm	BB40ZVG5D	BB 40 Z BL010626	VG 5 D	BL010530 48 16	BB 40 X BL011636	BB40XVG5D	1,75
20-B2 1"x1/4x3/4"	BB30ZVG6D	BB 30 Z BL010624	VG 6 D	BL010532 55 18	BB 30 X BL011634	BB30XVG6D	2,55
20-B2 1"x1/4x3/4"	BB40ZVG6D	BB 40 Z BL010626	VG 6 D	BL010532 55 18	BB 40 X BL011636	BB40XVG6D	2,55
24-B2 1"x1/2x1"	BB30ZVG7D	BB 30 Z BL010624	VG 7 D	BL010534 70 24	BB 30 X BL011634	BB30XVG7D	2,65
24-B2 1"x1/2x1"	BB40ZVG7D	BB 40 Z BL010626	VG 7 D	BL010534 70 24	BB 40 X BL011636	BB40XVG7D	2,65

Tensioners for triple chain are provided on request only / *Tenditori per catena tripla si forniscono solo su richiesta*

Type - Tipo: **BV**

USE Polyethylene sliding block
Pattino in polietilene




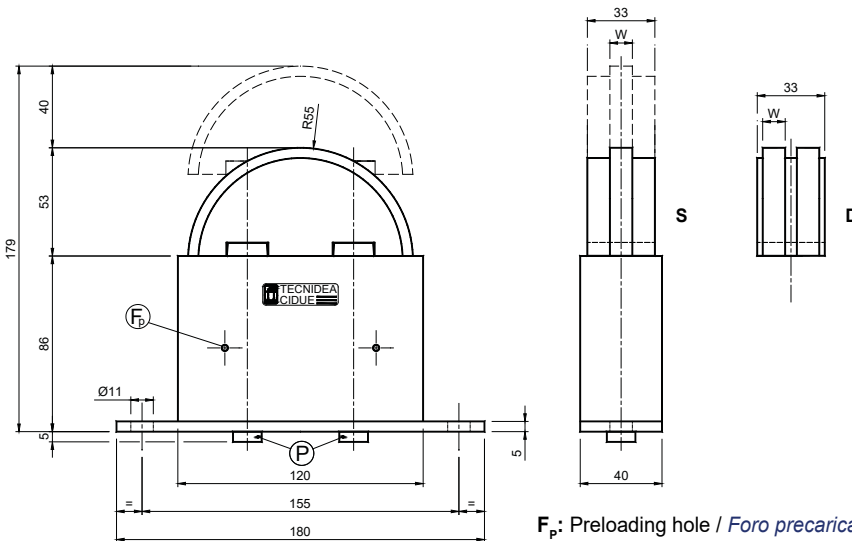
Type Tipo	Cod. N°	Chain Catena	A	W	Weight Peso (kg)
BV 4 S	BL010684	12-B1 3/4"x7/16"	33	11	0,08
BV 5 S	BL010685	16-B1 1"x17.02mm	33	16	0,08
BV 2 D	BL010692	08-B2 1/2"x5/16"	33	7	0,08
BV 3 D	BL010693	10-B2 5/8"x3/8"	33	9	0,09
BV D 4	BL010694	12-B2 3/4"x7/16"	33	11	0,10

UK MATERIALS Polyethylene, stainless steel.
USE Speed ≤20 m/min. Temperature ≤70°C.

IT MATERIALI Polietilene, acciaio inox.
IMPIEGO Velocità ≤20 m/min. Temperatura ≤70°C.

Type - Tipo: **BBZBV - BBXBV**

USE Automatic chain tensioner
Tendicatena automatico



F_p: Preloading hole / *Foro precarica*
P: Preloading pin / *Piolo per precarica*

BBZBV - Zinc plated springs / Molle zincate *




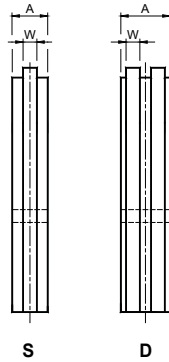
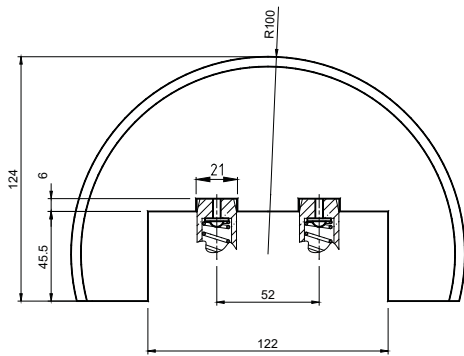
BBXBV - Stainless steel springs / Molle inox *

Chain Catena DIN 8187 ISO Pitch	BBZ+BV	BBZ	BV		BBX	BBX+BV	Weight Peso (kg)
				W			
12-B1 3/4"x7/16"	BB20ZBV4S	BB 20 Z BL010622	BV 4 S BL010684	11	BB 20 X BL011632	BB30XBV4S	1,33
12-B1 3/4"x7/16"	BB30ZBV4S	BB 30 Z BL010624	BV 4 S BL010684	11	BB 30 X BL011634	BB30XBV4S	1,33
16-B1 1"x17.02mm	BB30ZBV5S	BB 30 Z BL010624	BV 5 S BL010685	16	BB 30 X BL011634	BB30XBV5S	1,33
16-B1 1"x17.02mm	BB40ZBV5S	BB 40 Z BL010626	BV 5 S BL010685	16	BB 40 X BL011636	BB40XBV5S	1,33
08-B2 1/2"x5/16"	BB20ZBV2D	BB 20 Z BL010622	BV 2 D BL010692	7	BB 20 X BL011632	BB20XBV2D	1,33
10-B2 5/8"x3/8"	BB20ZBV3D	BB 20 Z BL010622	BV 3 D BL010693	9	BB 20 X BL011632	BB20XBV3D	1,34
10-B2 5/8"x3/8"	BB30ZBV3D	BB 30 Z BL010624	BV 3 D BL010693	9	BB 30 X BL011634	BB30XBV3D	1,34
12-B2 3/4"x7/16"	BB30ZBV4D	BB 30 Z BL010624	BV 4 D BL010694	11	BB 30 X BL011634	BB30XBV4D	1,35


Tensioners for triple chain are provided on request only / *Tenditori per catena tripla si forniscono solo su richiesta*

Type - *Tipo*: **BR**

USE Polyethylene sliding block
Pattino in polietilene



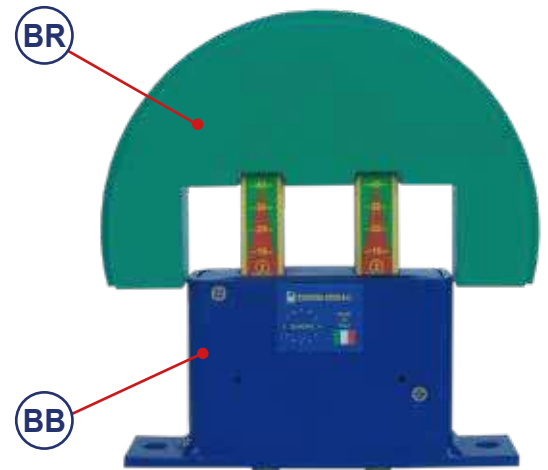
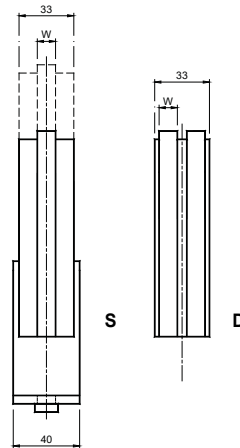
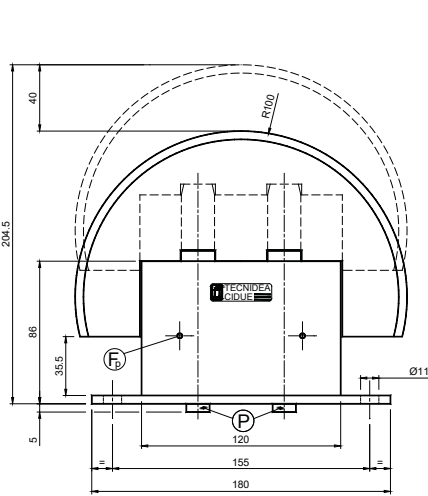
Type <i>Tipo</i>	Cod. N°	Chain <i>Catena</i>	A	W	Weight <i>Peso (kg)</i>
BR 4 S	BL010744	12-B1 3/4"x7/16"	33	11	0,85
BR 5 S	BL010745	16-B1 1"x17.02mm	33	16	0,86
BR 6 S	BL010746	20-B1 1"1/4x3/4"	33	18	0,87
BR 2 D	BL010752	08-B2 1/2"x5/16"	33	7	0,85
BR 3 D	BL010753	10-B2 5/8"x3/8"	33	9	0,86
BR 4 D	BL010754	12-B2 3/4"x7/16"	33	11	0,88

 **MATERIALS** Polyethylene, stainless steel.
USE For windings to 180°. Speed ≤20 m/min. Temperature ≤70°C.

 **MATERIALI** Polietilene, acciaio inox.
IMPIEGO Avvolgimenti a 180°. Velocità ≤20 m/min. Temperatura ≤70°C.

Type - *Tipo*: **BBZBR - BBXBR**

USE Automatic chain tensioner
Tendicatena automatico








F_p: Preloading hole / *Foro precarica*
P: Preloading pin / *Piolo per precarica*

BBZBR - Zinc plated springs / Molle zincate*




BBXBR - Stainless steel springs / Molle inox*


Chain <i>Catena</i> DIN 8187 ISO Pitch	BBZ+BR	BBZ	←	BR	→	BBX	BBX+BR	Weight <i>Peso (kg)</i>
					W			
12-B1 3/4"x7/16"	BB20ZBR4S	BB 20 Z BL010622		BR 4 S BL010744	11	BB 20 X BL011632	BB20XBR4S	2,10
12-B1 3/4"x7/16"	BB30ZBR4S	BB 30 Z BL010624		BR 4 S BL010744	11	BB 30 X BL011634	BB30XBR4S	2,10
16-B1 1"x17.02mm	BB30ZBR5S	BB 30 Z BL010624		BR 5 S BL010745	16	BB 30 X BL011634	BB30XBR5S	2,11
16-B1 1"x17.02mm	BB40ZBR5S	BB 40 Z BL010626		BR 5 S BL010745	16	BB 40 X BL011636	BB40XBR5S	2,11
20-B1 1"1/4x3/4"	BB30ZBR6S	BB 30 Z BL010624		BR 6 S BL010746	18	BB 30 X BL011634	BB30XBR6S	2,12
20-B1 1"1/4x3/4"	BB40ZBR6S	BB 40 Z BL010626		BR 6 S BL010746	18	BB 40 X BL011636	BB40XBR6S	2,12
08-B2 1/2"x5/16"	BB20ZBR2D	BB 20 Z BL010622		BR 2 D BL010752	7	BB 20 X BL011632	BB20XBR2D	2,10
10-B2 5/8"x3/8"	BB20ZBR3D	BB 20 Z BL010622		BR 3 D BL010753	9	BB 20 X BL011632	BB20XBR3D	2,11
10-B2 5/8"x3/8"	BB30ZBR3D	BB 30 Z BL010624		BR 3 D BL010753	9	BB 30 X BL011634	BB30XBR3D	2,11
12-B2 3/4"x7/16"	BB30ZBR4D	BB 30 Z BL010624		BR 4 D BL010754	11	BB 30 X BL011634	BB30XBR4D	2,13

Tensioners for triple chain are provided on request only / *Tenditori per catena tripla si forniscono solo su richiesta*

Type - *Tipo*: E, I and V

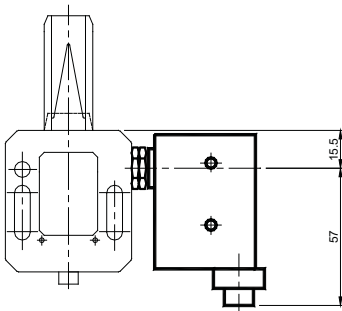
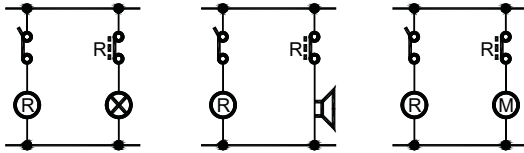
USE Travel-end electrical switch
Finecorsa elettrico

 The electrical switch in IP63 protection class, can also be used in humid environments. The electric switch is used to check the correct operation of the machine and/or safeguard the safety of the operators. Executions (E, I, V) to be specified when ordering.

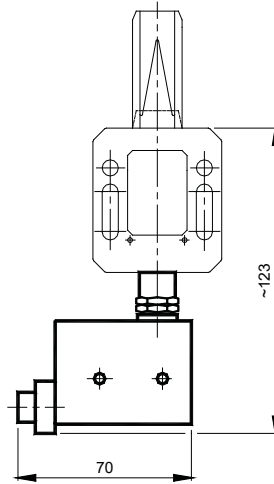
 *Il fine corsa elettrico in classe di protezione IP63, in modo da poterlo utilizzare anche in ambienti umidi. Il fine corsa elettrico serve per controllare il corretto funzionamento della macchina e/o salvaguardare l'incolumità degli operatori. Esecuzioni (E, I, V) da specificare in fase di ordinazione.*



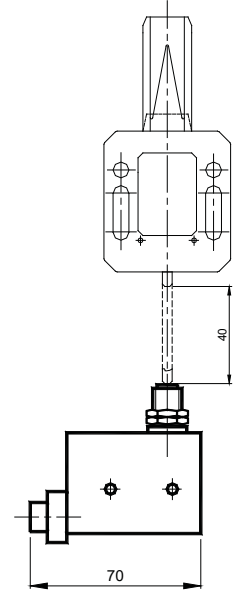
Electrical diagram / *Schema elettrico*



Execution / *Esecuzione*: E
Cod. BL010150




Execution / *Esecuzione*: I
Cod. BL010156



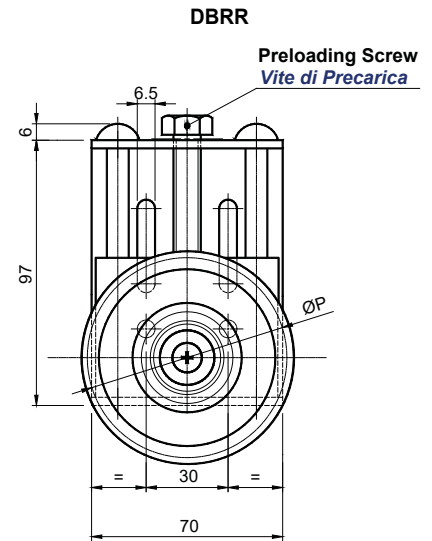
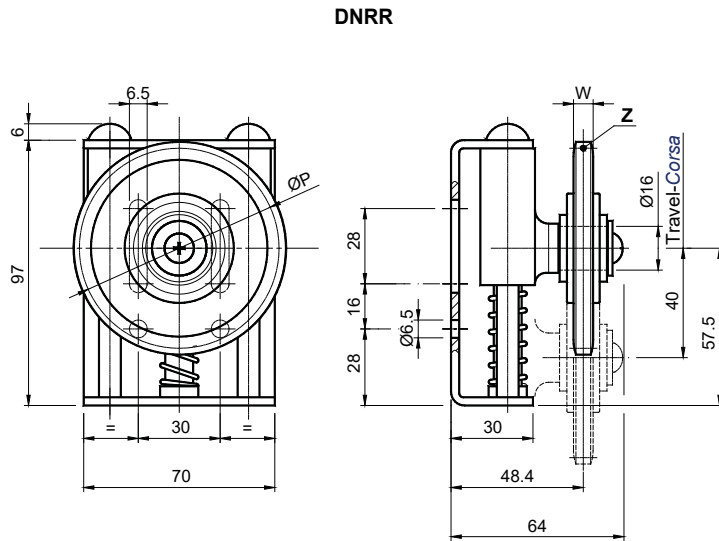
Execution / *Esecuzione*: V
Cod. BL010153

APPLICATION EXAMPLES / *ESEMPI DI APPLICAZIONE*



Type - *Tipo*: DNRR - DBRR

USE Tensioner device
Elementi tendicatena




DNRR


DBRR

Type <i>Tipo</i>	Cod. N°	Chain / Catena DIN 8187 ISO Pitch	ØP	W	Z	Newton	Weight Peso (kg)	Cod. N°	Type <i>Tipo</i>
DN20RR1S21	BL011100	06-B1 3/8"x7/32"	63,91	5,3	21	64 - 142	0,57	BL011130	DB20RR1S21
DN20RR2S14	BL011102	08-B1 1/2"x5/16"	57,07	7,2	14	64 - 142	0,55	BL011132	DB20RR2S14
DN20RR2S15	BL011104	08-B1 1/2"x5/16"	61,09	7,2	15	64 - 142	0,56	BL011134	DB20RR2S15
DN20RR2S16	BL011106	08-B1 1/2"x5/16"	65,10	7,2	16	64 - 142	0,58	BL011136	DB20RR2S16
DN20RR2S17	BL011108	08-B1 1/2"x5/16"	69,11	7,2	17	64 - 142	0,61	BL011138	DB20RR2S17
DN20RR2S18	BL011110	08-B1 1/2"x5/16"	73,14	7,2	18	64 - 142	0,63	BL011140	DB20RR2S18
DN20RR3S14	BL011112	10-B1 5/8"x3/8"	71,34	9,1	14	64 - 142	0,64	BL011142	DB20RR3S14
DN20RR3S15	BL011114	10-B1 5/8"x3/8"	76,36	9,1	15	64 - 142	0,68	BL011144	DB20RR3S15
DN20RR3S16	BL011116	10-B1 5/8"x3/8"	81,37	9,1	16	64 - 142	0,74	BL011146	DB20RR3S16
DN20RR3S17	BL011118	10-B1 5/8"x3/8"	86,39	9,1	17	64 - 142	0,76	BL011148	DB20RR3S17
DN20RR4S13	BL011120	12-B1 3/4"x7/16"	79,59	11,1	13	64 - 142	0,82	BL011150	DB20RR4S13
DN20RR4S14	BL011122	12-B1 3/4"x7/16"	85,61	11,1	14	64 - 142	0,84	BL011152	DB20RR4S14
DN20RR4S15	BL011124	12-B1 3/4"x7/16"	91,63	11,1	15	64 - 142	0,86	BL011154	DB20RR4S15



Mod. DNRR

 **MATERIALS** Steel. Cursor in polyamide.
TREATMENTS Painted. Zinc plated steel.
USE The travel is 40 mm. Speed ≤ 60 m/min. Temperature ≤ 70°C.

 **MATERIALI** Acciaio. Corsore in poliammide.
TRATTAMENTI Verniciatura. Zincatura.
IMPIEGO La corsa è di 40 mm. Velocità ≤ 60 m/min. Temperatura ≤ 70°C



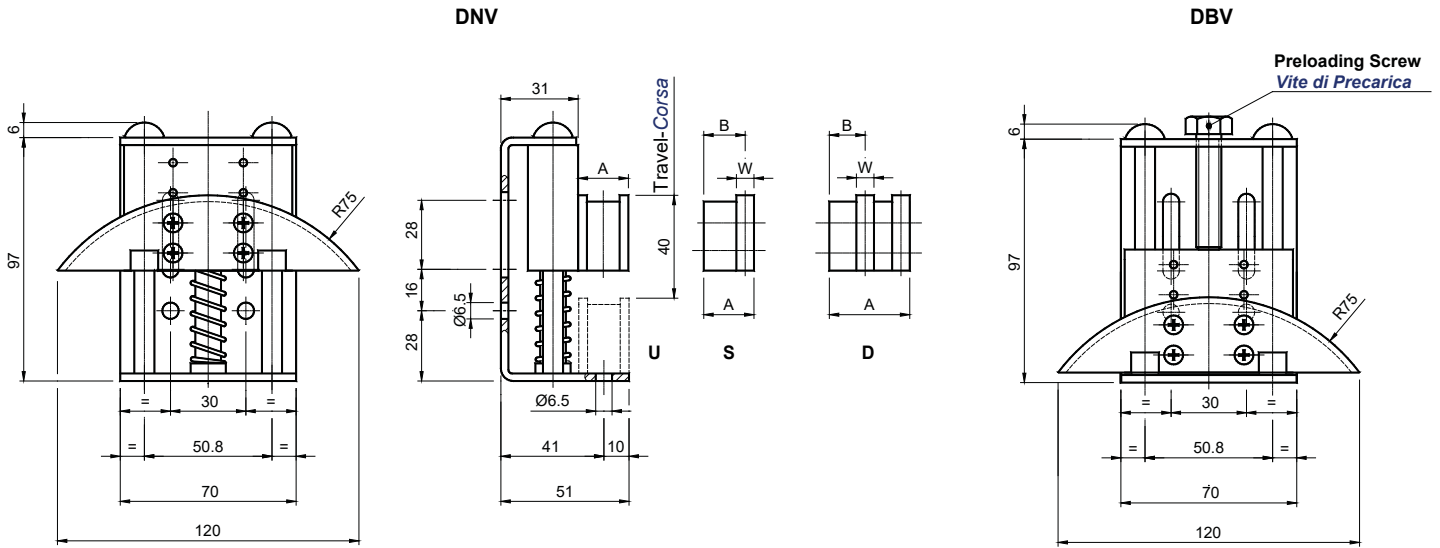
Preloading screw
Vite di precarica



Mod. DBRR

Type - Tipo: DNV - DBV


USE Tensioner device
Elementi tendicatena



DNV

DBV


Type Tipo	Cod. N°	Chain / Catena DIN 8187 ISO Pitch	A	B	W	Newton	Weight Peso (kg)	Cod. N°	Type Tipo
DN10VUS	BL011180	≤06-B1 ≤3/8"x7/32"	20	-	-	36 - 79	0,46	BL011220	DB10VUS
DN20VUS	BL011181	≤06-B1 ≤3/8"x7/32"	20	-	-	64 - 142	0,46	BL011221	DB20VUS
DN10V2S	BL011184	08-B1 1/2"x5/16"	20	16,5	7	36 - 79	0,46	BL011224	DB10V2S
DN20V2S	BL011185	08-B1 1/2"x5/16"	20	16,5	7	64 - 142	0,46	BL011225	DB20V2S
DN10V3S	BL011186	10-B1 5/8"x3/8"	20	15,5	9	36 - 79	0,46	BL011226	DB10V3S
DN20V3S	BL011187	10-B1 5/8"x3/8"	20	15,5	9	64 - 142	0,46	BL011227	DB20V3S
DN10V4S	BL011188	12-B1 3/4"x7/16"	20	14,7	10,5	36 - 79	0,46	BL011228	DB10V4S
DN20V4S	BL011189	12-B1 3/4"x7/16"	20	14,7	10,5	64 - 142	0,46	BL011229	DB20V4S
DN10V1D	BL011194	06-B2 3/8"x7/32"	20	7,5	5	36 - 79	0,48	BL011234	DB10V1D
DN20V1D	BL011195	06-B2 3/8"x7/32"	20	7,5	5	64 - 142	0,48	BL011235	DB20V1D
DN10V2D	BL011196	08-B2 1/2"x5/16"	32,8	15,3	7	36 - 79	0,48	BL011236	DB10V2D
DN20V2D	BL011197	08-B2 1/2"x5/16"	32,8	15,3	7	64 - 142	0,48	BL011237	DB20V2D
DN10V3D	BL011198	10-B2 5/8"x3/8"	32	11,5	9	36 - 79	0,48	BL011238	DB10V3D
DN20V3D	BL011199	10-B2 5/8"x3/8"	32	11,5	9	64 - 142	0,48	BL011239	DB20V3D



Mod. DNV

MATERIALS Steel. Cursor in polyamide.
TREATMENTS Painted. Zinc plated steel.
USE Travel is 40 mm. Speed ≤ 60 m/min. Temperature ≤ 70°C.


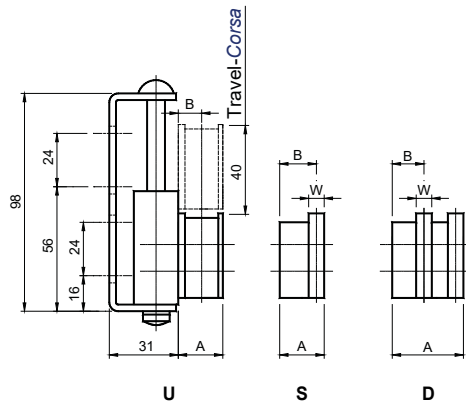
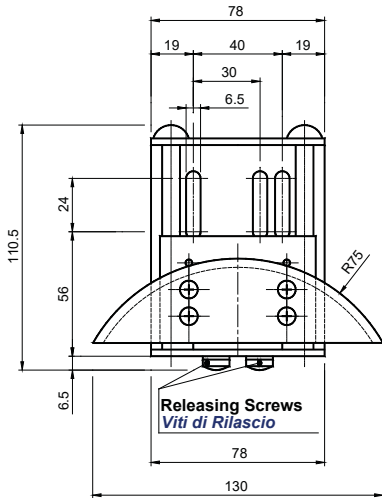
MATERIALI Acciaio. Corsore in poliammide.
TRATTAMENTI Verniciatura. Zincatura.
IMPIEGO Corsa 40 mm. Velocità ≤ 60 m/min. Temperatura ≤ 70°C




Mod. DBV


Type - Tipo: **DQV**

USE Tensioner device
Elementi tendicatena

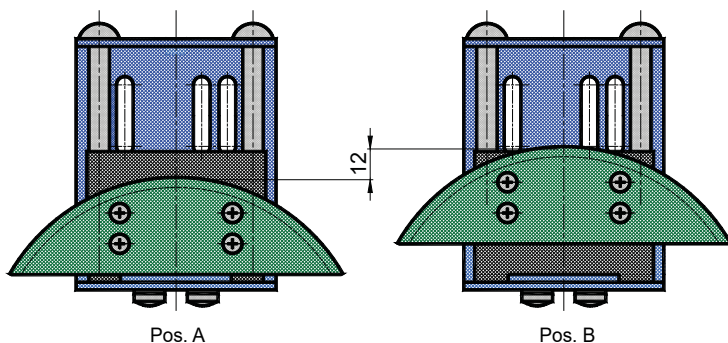



Chain / Catena DIN 8187 ISO Pitch	Type Tipo	Cod. N°	A	B	W	Weight Peso (kg)
≤06-B1 ≤3/8"x7/32"	DQ10VUS	BL011310	20,5	10	-	0,50
≤06-B1 ≤3/8"x7/32"	DQ15VUS	BL011340	20,5	10	-	0,50
≤06-B1 ≤3/8"x7/32"	DQ20VUS	BL011311	20,5	10	-	0,50
08-B1 1/2"x5/16"	DQ10V2S	BL011314	20	16,5	7	0,50
08-B1 1/2"x5/16"	DQ15V2S	BL011342	20	16,5	7	0,50
08-B1 1/2"x5/16"	DQ20V2S	BL011315	20	16,5	7	0,50
10-B1 5/8"x3/8"	DQ10V3S	BL011316	20,2	15,7	9	0,50
10-B1 5/8"x3/8"	DQ15V3S	BL011343	20,2	15,7	9	0,50
10-B1 5/8"x3/8"	DQ20V3S	BL011317	20,2	15,7	9	0,50
12-B1 3/4"x7/16"	DQ10V4S	BL011318	20,3	14,8	11	0,50
12-B1 3/4"x7/16"	DQ15V4S	BL011344	20,3	14,8	11	0,50
12-B1 3/4"x7/16"	DQ20V4S	BL011319	20,3	14,8	11	0,50
06-B2 3/8"x7/32"	DQ10V1D	BL011324	20	7,5	5	0,50
06-B2 3/8"x7/32"	DQ15V1D	BL011350	20	7,5	5	0,50
06-B2 3/8"x7/32"	DQ20V1D	BL011325	20	7,5	5	0,50
08-B2 1/2"x5/16"	DQ10V2D	BL011326	32	15,3	7	0,70
08-B2 1/2"x5/16"	DQ15V2D	BL011351	32	15,3	7	0,70
08-B2 1/2"x5/16"	DQ20V2D	BL011327	32	15,3	7	0,70
10-B2 5/8"x3/8"	DQ10V3D	BL011328	32	11,3	9	0,70
10-B2 5/8"x3/8"	DQ15V3D	BL011352	32	11,3	9	0,70
10-B2 5/8"x3/8"	DQ20V3D	BL011329	32	11,3	9	0,70


 **MATERIALS** Steel. Cursor in polyamide.
TREATMENTS Painted. Zinc plated steel.
USE Travel is 40 mm. Speed ≤ 60 m/min. Temperature ≤ 70°C.

 **MATERIALI** Acciaio. Corsore in poliammide.
TRATTAMENTI Verniciatura. Zincatura.
IMPIEGO Corsa 40 mm. Velocità ≤ 60 m/min. Temperatura ≤ 70°C.

Size Taglia	FORCE / FORZA	
	1 SPRING 1 MOLLA	2 SPRING 2 MOLLA
10	36-79 N	72-158 N
15	36-79 N 64-142 N	100-221 N
20	64-142 N	128-284 N



 The sliding block can be installed in two different positions.
Without specific requests the tensioner will be supplied in A position.

 Il pattino può essere installato in due diverse posizioni.
In mancanza di specifiche richieste il tenditore sarà fornito in posizione A.

Type - *Tipo*: DGRP - DGRU - DGRP - DGRU

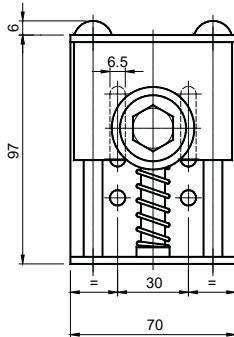
USE Belt tensioner device
Elementi tendicinghia



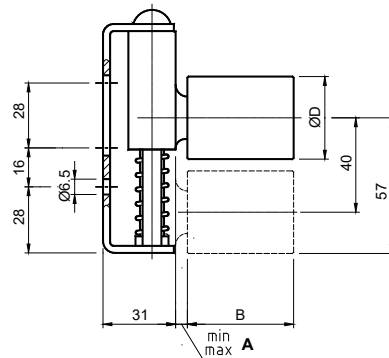
Mod. DGRP

MATERIALS Steel. Cursor and guide in polyamide. Polyamide roller
TREATMENTS Painted. Zinc plated treatment.
USE Travel is 40 mm. Temperature ≤ 70°C.

MATERIALI Acciaio. Corsore e guida molla in poliammide. Rullo in poliammide
TRATTAMENTI Verniciatura. Zincatura.
IMPIEGO La corsa è di 40 mm. Temperatura ≤ 70°C.



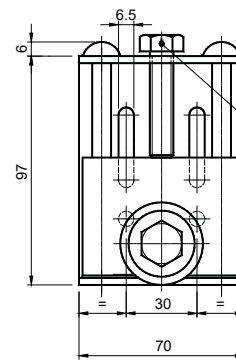
DGRP



Preloading screw
Vite di precarica



Mod. DGRP



Preloading Screw
Vite di Precarica

DGRP

Type <i>Tipo</i>	Cod. N°	min A	max A	B	ØD	Newton	Weight <i>Peso</i> (kg)	Type <i>Tipo</i>	Cod. N°
DGRP 10-1	BL011260	2	7	35	30	36 - 79	0,35	DGRP 10-1	BL011280
DGRP 20-1	BL011261	2	7	35	30	64 - 142	0,35	DGRP 20-1	BL011281
DGRP 10-2/3	BL011262	2	7	45	40	36 - 79	0,45	DGRP 10-2/3	BL011282
DGRP 20-2/3	BL011263	2	7	45	40	64 - 142	0,45	DGRP 20-2/3	BL011283
DGRP 10-4	BL011264	2	7	60	60	36 - 79	0,65	DGRP 10-4	BL011284
DGRP 20-4	BL011265	2	7	60	60	64 - 142	0,65	DGRP 20-4	BL011285
DGRU 10-1	BL011270	2	7	35	30	36 - 79	0,45	DGRU 10-1	BL011290
DGRU 20-1	BL011271	2	7	35	30	64 - 142	0,45	DGRU 20-1	BL011291
DGRU 10-2/3	BL011272	2	7	45	40	36 - 79	0,65	DGRU 10-2/3	BL011292
DGRU 20-2/3	BL011273	2	7	45	40	64 - 142	0,65	DGRU 20-2/3	BL011293
DGRU 10-4	BL011274	2	7	60	60	36 - 79	1,10	DGRU 10-4	BL011294
DGRU 20-4	BL011275	2	7	60	60	64 - 142	1,10	DGRU 20-4	BL011295

DGRU



Mod. DGRU

MATERIALS Steel. Cursor and guide in polyamide. Steel roller.
TREATMENTS Painted. Zinc plated treatment.
USE Travel is 40 mm. Temperature ≤ 70°C.

MATERIALI Acciaio. Corsore e guida molla in poliammide. Rullo in acciaio.
TRATTAMENTI Verniciatura. Zincatura.
IMPIEGO Corsa 40 mm. Temperatura ≤ 70°C.

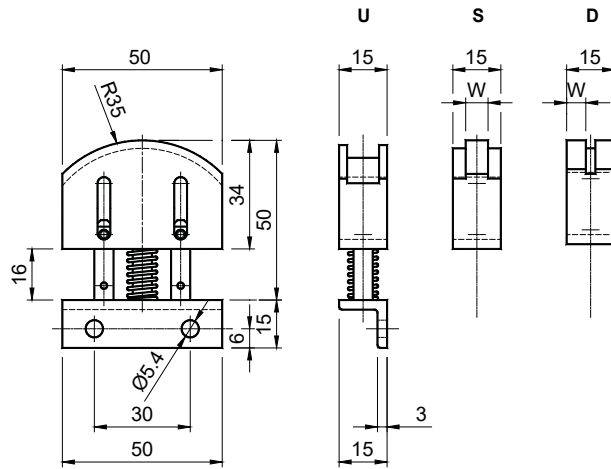
Preloading screw
Vite di precarica





Mod. DGRU

Type - *Tipo*: DM

USE Tensioner device
Elementi tendicatena



 **MATERIALS** Steel. Sliding in polyethylene.
TREATMENTS Zinc plated treatment.
USE Mini Chain tensioner. The travel is 16 mm.
Speed ≤ 20 m/min. Temperature ≤ 70 °C.

 **MATERIALI** Acciaio. Pattino in polietilene.
TRATTAMENTI Zincatura.
IMPIEGO Mini Tendicatena. La corsa è di 16 mm.
Velocità ≤ 20 m/min. Temperatura ≤ 70 °C.

Chain / Catena DIN 8187 ISO Pitch	Type Tipo	Cod. N°	W	Newton	Weight Peso (kg)
<06-B1 <3/8"x7/32"	DM05VUS	BL011360	-	39 - 71	0,08
06-B1 3/8"x7/32"	DM05V1S	BL011362	5	39 - 71	0,08
08-B1 1/2"x5/16"	DM05V2S	BL011364	7	39 - 71	0,08
05-B2 8mm	DM05V0D	BL011366	2,5	39 - 71	0,08
06-B2 3/8"x7/32"	DM05V1D	BL011368	5	39 - 71	0,08

EXAMPLES OF INSTALLATION / ESEMPI DI MONTAGGIO

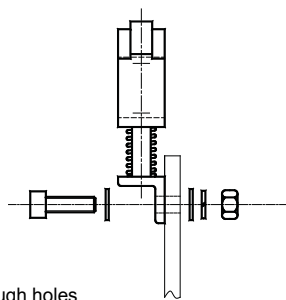


Fig. 1: Installation on through holes.
Fissaggio su fori passanti.

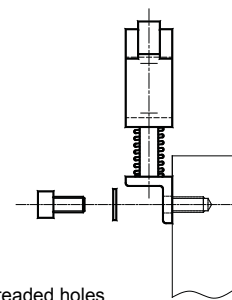
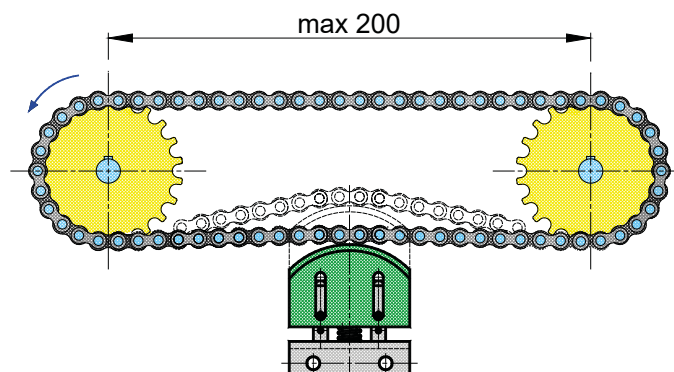


Fig. 2: Installation on threaded holes.
Fissaggio su fori ciechi.



Lined area for notes.